

ภาคผนวก ง

ใบรับรองการสอบเทียบเครื่องมือ



right solutions.
right partner.

รายการเครื่องมือที่ใช้ในการวิเคราะห์ / ทดสอบ

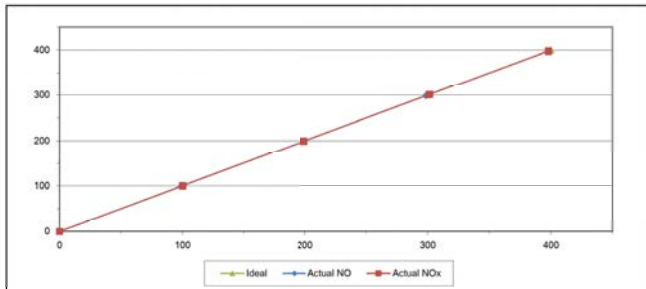
Sample Name	Parameter	Equipment Name	ID No.	Calibrated Date	Next Cal	Freq. Calibrate (Months)
Ambient	Nitrogen Dioxide	NO ₂ Analyzer	RYG_FS0264	4-Jan-24	4-Jul-24	6
Ambient	Nitrogen Dioxide	NO ₂ Analyzer	BKK_FS0797	3-Jan-24	3-Jul-24	6
Ambient	Nitrogen Dioxide	NO ₂ Analyzer	RYG_FS0252	4-Jan-24	4-Jul-24	6
Ambient	Non-Methane Hydrocarbon	Total Hydrocarbon Analyzer	RYG_EN0038	10-Aug-23	10-Aug-24	12
Ambient	Wind Speed / Wind Direction	Wind Speed / Wind Direction	RYG_FS0544	21-Jul-23	21-Jan-25	18
Noise	Leq 24 hrs	Sound Calibrator	RYG_FS0496	26-Jan-24	25-Jan-25	12
Noise	Leq 24 hrs	Sound Level Meter	RYG_FS0027	22-Jan-24	21-Jan-25	12
Noise	Leq 24 hrs	Sound Level Meter	RYG_FS0029	20-Jun-23	20-Jun-24	12
Noise	Leq 24 hrs	Sound Level Meter	RYG_FS0433	22-Feb-24	21-Feb-25	12
Noise	Leq 12 hrs	Sound Calibrator	RYG_FS0215	20-Sep-23	20-Sep-24	12
Noise	Leq 12 hrs	Sound Level Meter	RYG_FS0386	19-Oct-23	19-Oct-24	12
Noise	Leq 12 hrs	Sound Level Meter	RYG_FS0388	5-Jan-24	4-Jan-25	12
Noise	Leq 12 hrs	Sound Level Meter	RYG_FS0389	5-Jan-24	4-Jan-25	12
Noise	Leq 12 hrs	Sound Level Meter	RYG_FS0390	7-Nov-23	7-Nov-24	12
Noise	Leq 12 hrs	Sound Level Meter	RYG_FS0437	19-Oct-23	19-Oct-24	12
Noise	Leq 12 hrs	Sound Calibrator	RYG_FS0213	28-Feb-24	27-Feb-25	12
Noise	Leq 12 hrs	Sound Level Meter	RYG_FS0031	10-Aug-23	10-Aug-24	12
Noise	Leq 12 hrs	Sound Level Meter	RYG_FS0302	10-Aug-23	10-Aug-24	12
Noise	Leq 12 hrs	Sound Level Meter	RYG_FS0381	19-Oct-23	19-Oct-24	12
Noise	Leq 12 hrs	Sound Level Meter	RYG_FS0384	19-Oct-23	19-Oct-24	12
Noise	Leq 12 hrs	Sound Level Meter	RYG_FS0386	19-Oct-23	19-Oct-24	12
Noise	Noise Dose, TWA	Dose Badge Reader	RYG_FS0211	15-Dec-23	14-Dec-24	12
Noise	Noise Dose, TWA	Dose Badge Reader	RYG_FS0210	29-Jan-24	28-Jan-25	12
Workplace	Total Dust	Field Rotameter	RYG_FS0197	4-Jan-24	4-Apr-24	3
Workplace	Total Dust	Field Rotameter	RYG_FS0198	1-Apr-24	1-Jul-24	3
Workplace	Total Dust	Digital Balance	RYG_EN0004	22-Feb-24	22-Feb-25	12
Workplace	n-Hexane	Field Rotameter	RYG_FS0199	4-Jan-24	4-Apr-24	3
Workplace	n-Hexane	Field Rotameter	RYG_FS0657	1-Apr-24	1-Jul-24	3
Workplace	n-Hexane	GC-FID	BKK_EN0126	21-Apr-23	21-Oct-24	18
Heat	Heat Stress	Heat Stress Monitor	RYG_FS0217	8-Jan-24	7-Jan-25	12
Heat	Heat Stress	Heat Stress Monitor	RYG_FS0218	14-Feb-23	14-Feb-24	12
Heat	Heat Stress	Heat Stress Monitor	RYG_FS0359	15-Jan-24	14-Jan-25	12
Heat	Heat Stress	Heat Stress Monitor	RYG_FS0520	25-Jan-24	24-Jan-25	12
Rayong Lab	pH at 25 °C	pH Meter	RYG_EN0152	14-Dec-23	14-Dec-24	12
Rayong Lab	BOD	DO meter with Sensor	RYG_EN0032	24-Jul-23	24-Jan-25	18
Rayong Lab	BOD	Incubator	RYG_EN0154	29-May-23	29-Nov-24	18
Rayong Lab	Total Suspended Solids	Electronic Balance	RYG_EN0002	22-Feb-24	22-Feb-25	12
Rayong Lab	Total Suspended Solids	Hot Air Oven	RYG_EN0010	21-Mar-24	21-Sep-25	18
Rayong Lab	Total Dissolved Solids 180°C	Electronic Balance	RYG_EN0002	22-Feb-24	22-Feb-25	12
Rayong Lab	Total Dissolved Solids 180°C	Hot Air Oven	RYG_EN0010	21-Mar-24	21-Sep-25	18
Rayong Lab	Oil & Grease	Electronic Balance	RYG_EN0002	22-Feb-24	22-Feb-25	12
Rayong Lab	Oil & Grease	Hot Air Oven	RYG_EN0213	21-Mar-24	21-Mar-25	12
Rayong Lab	Oil & Grease	Water Bath	RYG_EN0061	21-Mar-24	21-Sep-25	18
Rayong Lab	Color (at Original pH)	Spectrophotometer	RYG_EN0037	18-Sep-23	18-Mar-25	18
Rayong Lab	Color (at pH 7.0)	Spectrophotometer	RYG_EN0037	18-Sep-23	18-Mar-25	18
Rayong Lab	Temperature	pH meter	RYG_FS0595	3-Jul-23	3-Jul-24	12
Rayong Lab	Dissolved Oxygen	Chamber (Cold Room)	RYG_EN0184	25-Jan-23	25-Jul-24	18
Rayong Lab	COD	Spectrophotometer	RYG_EN0037	18-Sep-23	18-Mar-25	18
Water Lab	n-Hexane	Gas Chromatography (MSD)	BKK_EN0059	13-Dec-23	13-Jun-25	18
Water Lab	TPH C ₅ -C ₈	Gas Chromatography (MSD)	BKK_EN0059	13-Dec-23	13-Jun-25	18
Water Lab	TPH C ₈ -C ₁₆	Gas Chromatography (FID)	BKK_EN0103	21-Apr-23	21-Oct-24	18
Water Lab	TPH C ₁₆ -C ₃₅	Gas Chromatography (FID)	BKK_EN0103	21-Apr-23	21-Oct-24	18



MULTIPOINT CALIBRATION REPORT

Calibration Date	4-Jan-24	Equipment Name	NOx Analyzer
Manufacturer	HORIBA	Model	APNA-370
Serial No.	8G314JK	Equipment ID	RYG_FS0264
Calibrator Manufacturer	Teledyne API	Model	700
Serial No.	947		
Std. Gas Concentration (PPM)	55.88	Cylinder No.	GN0027222
Cylinder Pressure (psi)	1800	Certified By	Airgas Inc.
Certified Date	9-Feb-22	Expired Date	9-Feb-30

Point	CALIBRATION RESULTS						
	Ideal	Actual NO	Error NO	%Error NO	Actual NOx	Error NOx	%Error NOx
ZERO	0.00	0.05	0.05	0.05	0.10	0.10	0.10
1	100.00	99.20	-0.80	-0.80	100.10	0.10	0.10
2	200.00	198.50	-1.50	-0.75	199.30	-0.70	-0.35
3	300.00	298.60	-1.40	-0.47	301.50	1.50	0.50
4	400.00	398.20	-1.80	-0.45	398.00	-2.00	-0.50
AVERAGE (%)				-0.48			-0.03



Calibrated By

(Mr. Jirawut Sakarn)
Field Environmental Scientist (3)

Approved By

(Mr. Sarayuth Jittrantong)
Assistant General Manager

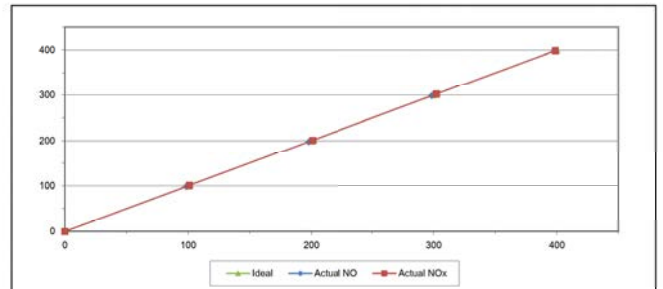
ALS Laboratory Group
FORM NO.: F 06-056 REVISION NO.: ISSUE DATE: 02/04/12



MULTIPOINT CALIBRATION REPORT

Calibration Date	4-Jan-24	Equipment Name	NOx Analyzer
Manufacturer	Teledyne API	Model	T200
Serial No.	2198	Equipment ID	RYG_FS0252
Calibrator Manufacturer	Teledyne API	Model	700
Serial No.	947		
Std. Gas Concentration (PPM)	55.88	Cylinder No.	GN0027222
Cylinder Pressure (psi)	1800	Certified By	Airgas Inc.
Certified Date	9-Feb-22	Expired Date	9-Feb-30

Point	CALIBRATION RESULTS						
	Ideal	Actual NO	Error NO	%Error NO	Actual NOx	Error NOx	%Error NOx
ZERO	0.00	0.10	0.10	0.10	0.10	0.10	0.10
1	100.00	98.70	-1.30	-1.30	101.00	1.00	1.00
2	200.00	198.00	-2.00	-1.00	201.20	1.20	0.60
3	300.00	298.50	-1.50	-0.50	302.30	2.30	0.77
4	400.00	398.20	-1.80	-0.45	398.70	-1.30	-0.33
AVERAGE (%)				-0.63			0.43



Calibrated By

(Mr. Jirawut Sakarn)
Field Environmental Scientist (3)

Approved By

(Mr. Sarayuth Jittrantong)
Assistant General Manager

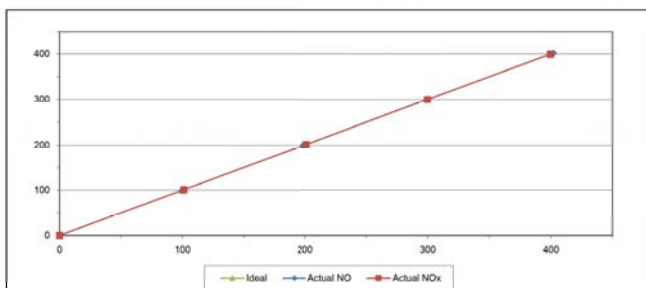
ALS Laboratory Group
FORM NO.: F 06-056 REVISION NO.: ISSUE DATE: 02/04/12



MULTIPOINT CALIBRATION REPORT

Calibration Date	3-Jan-24	Equipment Name	NOx Analyzer
Manufacturer	HORIBA	Model	APNA-370
Serial No.	H73KYD1M	Equipment ID	BKK_FS0797
Calibrator Manufacturer	Teledyne API	Model	700
Serial No.	947		
Std. Gas Concentration (PPM)	55.88	Cylinder No.	GN0027222
Cylinder Pressure (psi)	1800	Certified By	Airgas Inc.
Certified Date	9-Feb-22	Expired Date	9-Feb-30

Point	CALIBRATION RESULTS						
	Ideal	Actual NO	Error NO	%Error NO	Actual NOx	Error NOx	%Error NOx
ZERO	0.00	0.10	0.10	0.10	0.10	0.10	0.10
1	100.00	99.70	-0.30	-0.30	101.00	1.00	1.00
2	200.00	198.60	-1.40	-0.70	201.30	1.30	0.65
3	300.00	299.10	-0.90	-0.30	299.80	-0.20	-0.07
4	400.00	402.10	2.10	0.53	399.50	-0.50	-0.13
AVERAGE (%)				-0.13			0.31



Calibrated By

(Mr. Jirawut Sakarn)
Field Environmental Scientist (3)

Approved By

(Mr. Sarayuth Jittrantong)
Assistant General Manager

ALS Laboratory Group
FORM NO.: F 06-056 REVISION NO.: ISSUE DATE: 02/04/12

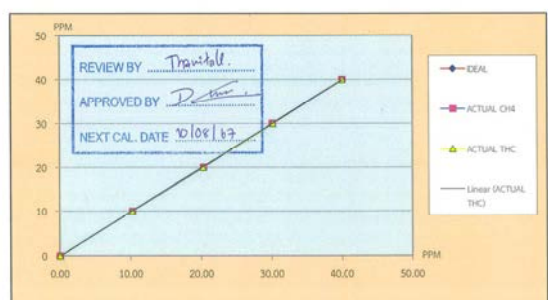


TEST REPORT

CUSTOMER NAME	ALS Laboratory Group (Thailand) Co., Ltd. (บริษัท แอลเอส กรุ๊ป (ประเทศไทย) จำกัด)		
EQUIPMENT NAME	THC Analyzer		
MANUFACTURER	HORIBA	MODEL	APHA-370
SERIAL NO.	U430GTHB		
STANDARD GAS CONCENTRATION (PPM) (CH4)	506.1 PPM		
CYLINDER NO.	CC734373		
CYLINDER PRESSURE (psig)	1,600 PSI		
CERTIFIED DATE	12/05/2020		
CERTIFIED BY	AIRGAS		
EXPIRED DATE	12/05/2028		

TEST RESULTS

POINT NO	TEST RESULTS						
	IDEAL	ACTUAL CH4	ERROR CH4	%ERROR CH4	ACTUAL THC	ERROR THC	%ERROR THC
ZERO	0.00	0.00	0.00	-	0.00	0.00	-
1	10.00	10.21	0.21	2.10	10.18	0.18	1.80
2	20.00	20.30	0.30	1.50	20.23	0.23	1.15
3	30.00	30.10	0.10	0.33	30.19	0.19	0.63
4	40.00	40.00	0.00	0.00	40.00	0.00	0.00
AVERAGE (%)				0.98			0.90



CALIBRATED BY: *Dravit* DATE: 10/2/26
CHECKED BY: *Dravit* DATE: 10/08/26
NAC
IRANATE ASSOCIATES CO., LTD.

สำหรับการสอบเทียบเครื่องมือ: เจ้าหน้าที่สอบเทียบเครื่องมือ: โทร 02-868-0812 # 1516, E-Mail: Engineer@iranate.com
วันที่ 63/14-15.67/35-36 ถนนพหลโยธิน 73/1 แขวงวัดท่าพระ เขตบางกอกใหญ่ กรุงเทพมหานคร 10600 โทร 02-8680812-13 โทรสาร 02-868-1889

Check List form for THC Analyzer (APHA-370) calibration. Includes customer information (ALS Laboratory Group), equipment details, and a table of test values before and after calibration. The table shows parameters like signal, detector, ambient pressure, and various gas readings. A signature and date (10/8/66) are present.

Measurement Results and Calibration Set-up. Includes a table of measurement results for wind speed and direction, a photo of the calibration set-up, and a certificate of calibration. The certificate includes details about the calibration procedure, environmental conditions, and the calibration department manager's signature.

Certificate of Calibration for Cup Anemometer. Includes a table of measurement results, a table of environmental conditions, and a table of calibration conditions. The certificate includes details about the calibration procedure, environmental conditions, and the calibration department manager's signature.

Certificate of Calibration for Wind Direction Sensor. Includes a table of measurement results, a table of environmental conditions, and a table of calibration conditions. The certificate includes details about the calibration procedure, environmental conditions, and the calibration department manager's signature.

MEASUREMENT RESULTS⁵

The wind direction sensor was calibrated against standard rotary encoder by comparison method. During calibration, the measurement was carried out at 45° intervals in clockwise and counterclockwise directions after offset adjustment has been made. The flow speed of wind tunnel (usually 5 m/s) is kept constant while the sensor is rotated around its vertical axis. The results of calibration and associated measurement uncertainties are reported in the table below.

Air speed m/s	D _{cal} Degree (°)	D _{unc} Degree (°)	Error Degree (°)	U (k=2) Degree (°)
5.00	45.000	41	-4	1.0
	90.000	87	-3	1.0
	135.000	132	-3	1.0
	180.000	180	0	1.0
	225.000	228	3	1.0
	270.000	273	3	1.0
	315.000	318	3	1.0
	360.000	359	-1	1.0

Remark:

⁵ Calibration results only count for the tested circumstances and environmental conditions during which calibration took place.

⁶ Direction of standard

⁷ Direction of Unit Under Calibration

End of Certificate of Calibration

Result of Calibration: ☒ Without Adjustment ☐ With Adjustment

Calibration Range: 20-40 °C

Function:

This equipment was connected with temperature sensor Model: HMP60 S/N: T2320591.

Dimension : Diameter 12 mm. Length 80 mm.

Immersion Depth (mm)	Standard Reading (°C)	UUC Reading (°C)	Error (°C)	Uncertainty (°C)
70	20.060	19.6	-0.5	0.099
70	25.054	24.6	-0.5	0.099
70	30.050	29.7	-0.3	0.14
70	35.043	34.5	-0.5	0.099
70	40.036	39.5	-0.5	0.14

UUC* : Unit Under Calibration

The reported expanded uncertainty is based on standard uncertainty multiplied by a coverage factor k=2 providing a level of confidence of approximately 95%.

★ End of Certificate ★

63/14-15,67/35-36, Soi Petchkasem 7,7/1, Petchkasem Rd,
Wathapra, Bangkokyai, Bangkok 10600 Thailand.
Tel: (66) 02-8680812#13 Fax: (66) 02-8680860 www.jiranatee.com

CERTIFICATE OF CALIBRATION

Certificate No.: CDT-037-66
Page 1 of 2

Equipment Name: Data Logger with Temperature sensor
Manufacturer: Novalyx
Model: 110-WS-25DL-D
Serial No.: A5662
ID No.: RYG_FS0544

Customer
Name: ALS laboratory group (Thailand) Co., Ltd.
Address: 104 Phatthanakan 40, Phatthanakan Rd.,
Khwaeng Suan Luang, Khet Suan Luang, Bangkok
10250 Thailand.

Received date: 11 Jul 2023
Calibration date: 21 Jul 2023
Issue date: 21 Jul 2023

Reference Used During Calibration

1. Standard Temperature Probe Model: STS-100 A500
Serial No.: 667682-09, Due date: 28 Mar 2024
2. Digital Temperature Indicator Model: DTI-1000-A Mk
II, Serial No.: 671407-00591 Due date: 22 July 2023

Calibration Condition

Temperature: (23±3)°C
Relative Humidity: (55±15)%

Calibration Procedure

The temperature calibration was done by In-House calibration method as WI-CL-001 according to comparison method with standard digital temperature indicator and standard temperature probe. The temperature scale use was based on ITS-90.

Traceability

The measurement results are traceable to the international system of units (SI) through National Institute of Metrology Thailand (NIMT) Certificate number: TT-0038-23, Certificate number: ER-0092-22

Noted: The certificate is valid only to the item calibrated on date and place of calibration.

Calibrated by
☐ Mr. Sorawit Thachalad
☒ Miss Jitraporn Lertsomphol
☐ Miss Ruangrumpal Phoommit



Approved Signatory:
Mr. Parinya Booncharoen
Calibration Department Manager

63/14-15,67/35-36, Soi Petchkasem 7,7/1, Petchkasem Rd,
Wathapra, Bangkokyai, Bangkok 10600 Thailand.
Tel: (66) 02-8680812#13 Fax: (66) 02-8680860 www.jiranatee.com

CERTIFICATE OF CALIBRATION

Calibration No.: RH-01072023
Page 1 of 1 Pages

Measurement Item : Relative humidity with data logger
Manufacturer : Novalyx
Model/Type : 110-WS-25DL-D
Serial Number : A5662
ID No. : RYG_FS0544
Customer : ALS laboratory group (Thailand) Co., Ltd.
: 104 Phatthanakan 40, Phatthanakan Rd., Khwaeng Suan Luang, Khet Suan Luang, Bangkok
10250 Thailand.

Environmental Condition:

The measurement was carried out in an ambient temperature of (25±3)°C, and relative humidity of (50±15)%.

Measurement Method:

Unit Under Calibration (UUC) was calibrated by comparison method with standard chilled mirror hygrometer model: 1860-3 in the humidity generator chamber to determine the errors.

Traceability:

This instrument was calibrated using standard equipment whose accuracy is traceability through National Institute of Standards and Technology to the international system of units (SI) via MCS Calibration, Inc. Certificate number: 20926-001. Due date: Sep 26, 2024.

Measurement Date : Jul 21, 2023
Issued Date : Jul 21, 2023

Measurement Results:

This equipment was connected with Indoor air quality probe and Displayed (UR) on display. Model: HMP60, Serial number: T2320591.

Calibration was performed in the range of 20%RH to 80%RH
The results of calibration are reported in table below.

Determined (%RH)	Standard Reading (%RH)	LUC (Reading) (%RH)	Error (%RH)	Uncertainty (%RH)
20	20.07	16.3	-3.8	0.61
50	50.23	46.0	-5.2	0.61
80	80.23	73.5	-6.7	0.61

Performed by
☐ Mr. Sorawit Thachalad
☒ Miss Jitraporn Lertsomphol
☐ Miss Ruangrumpal Phoommit



Approved Signatory:
Mr. Parinya Booncharoen
Calibration Department Manager

SITHIPORN ASSOCIATES CO., LTD.
CALIBRATION LABORATORY

451-451/1 Sirinthorn Road, Bangbunmu, Bangplud, Bangkok, 10700 Thailand
Tel. +66 2433 8331 Email: calibration@sithiphorn.com



Cert. No. : ACC24008
Pages : 1 of 3

Calibration Certificate

Equipment : SOUND CALIBRATOR
Manufacturer : RION
Model : NC-75
Serial No. : 35002736
ID No. : RYG_FS0496

Condition As Found : GOOD

Customer : ALS LABORATORY GROUP (THAILAND) CO., LTD.
104 PHATTHANAKAN 40, PHATTHANAKAN ROAD,
KHWANG PHATTHANAKAN, KHET SUAN LUANG,
BANGKOK, 10250 THAILAND.

Location : -
Ambient Temperature : (23.0 ± 3) °C
Pressure : (101.3 ± 3) kPa
Relative Humidity : (50.0 ± 20) %

Received Date : 19 JANUARY 2024
Calibration Date : 26 JANUARY 2024
Date of Issue : 29 JANUARY 2024



Calibrated by : Nathakorn Pisutpaisan

Approved by :

T. Petchurai
(Thanakul Petchurai)

This certificate is issued in accordance with the requirements of ISO/IEC 17025 standard, may not be reproduced other than in full, except with the prior written approval of the head of Calibration Laboratory.

SITHIPORN ASSOCIATES CO., LTD.
CALIBRATION LABORATORY

451-451/1 Sirinthorn Road, Bangbunmu, Bangplud, Bangkok, 10700 Thailand
Tel. +66 2433 8331 Email: calibration@sithiphorn.com



Cert. No. : ACC24008
Job No. : VC67AC0058
Pages : 3 of 3

Result of calibration :

1. Sound pressure level

Specified sound pressure level (dB)	Measured value (dB)	Deviated value (dB)	Uncertainty (dB)	Acceptance limit (dB)
94	93.98	-0.02	0.14	0.40

2. Frequency

Specified Frequency (Hz)	Measured value (Hz)	Deviated value (%)	Uncertainty (%)	Acceptance limit (%)
1000	1000.0	0.0	0.1	1.0

3. Total distortion

Measured value (%)	Uncertainty (%)	Acceptance limit (%)
0.83	0.10	3.0

The reported uncertainty is based on a standard uncertainty multiplied by coverage factor $k = 2$ or any value following calculation, providing a level of confidence of approximately 95 %

End of Calibration Certificate

T. Petchurai

SITHIPORN ASSOCIATES CO., LTD.
CALIBRATION LABORATORY

451-451/1 Sirinthorn Road, Bangbunmu, Bangplud, Bangkok, 10700 Thailand
Tel. +66 2433 8331 Email: calibration@sithiphorn.com



Cert. No. : ACC24008
Job No. : VC67AC0058
Pages : 2 of 3

Calibration Procedure : CP-AC-03

Calibration Method :

This equipment was calibrated by follow on IEC-60942-2003 Standard.

The sound pressure level, frequency and total distortion of the sound calibrator was measured using the reference microphone.

Condition of this result of calibration :

1. Reference Standard Instruments :

Instrument	Model	Serial No.	Cert. No.	Due Date
Waveform Generator	33511B	MY52302742	EF-0010-23	07-FEB-24
Digital Multimeter	33461A	MY53220104	EEL_BP 30/0266	13-FEB-24
Digital Multimeter	33461A	MY53220076	EEL_BP 30/0267	13-FEB-24
Digital Multimeter	33461A	MY60024273	EEL_BP 31/0266	14-FEB-24
Programmable Attenuator	MAT-1070	62100114	EF-0011-23	08-FEB-24
Condenser Microphone	4180	2977900	AA-1001-23	14-FEB-24
Measuring Amplifier	NA-42KAI	34560495	AA-3002-23	14-FEB-24
Audio Analyzer	AVR-3360A	V744B6069	EF-0012-23	10-FEB-24

2. This result of calibration was found accurate as shown on date and place of calibration for this calibrated item only.

3. This certificate is traceable to the international system of unit maintained at :

3.1 National Institute of Metrology (Thailand).

3.2 Thailand Institute of Scientific and Technological Research (TISTR).

T. Petchurai

SITHIPORN ASSOCIATES CO., LTD.
CALIBRATION LABORATORY

451-451/1 Sirinthorn Road, Bangbunmu, Bangplud, Bangkok, 10700 Thailand
Tel. +66 2433 8331 Email: calibration@sithiphorn.com



Cert. No. : ACL24076
Pages : 1 of 8

Calibration Certificate

Equipment : SOUND LEVEL METER
Manufacturer : RION
Model : NL-42 / Microphone UC-52 / Preamplifier NH-24
Serial No. : 00734221 / 157777 / 22653
ID No. : RYG_FS0027

Condition As Found : GOOD

Customer : ALS LABORATORY GROUP (THAILAND) CO., LTD.
104 PHATTHANAKAN 40, PHATTHANAKAN ROAD,
KHWANG PHATTHANAKAN, KHET SUAN LUANG,
BANGKOK, 10250 THAILAND.

Location : -
Ambient Temperature : (23.0 ± 3) °C
Pressure : (101.3 ± 3) kPa
Relative Humidity : (50.0 ± 20) %

Received Date : 11 JANUARY 2024
Calibration Date : 22-24 JANUARY 2024
Date of Issue : 24 JANUARY 2024



Calibrated by : Nathakorn Pisutpaisan

Approved by :

T. Petchurai
(Thanakul Petchurai)

This certificate is issued in accordance with the requirements of ISO/IEC 17025 standard, may not be reproduced other than in full, except with the prior written approval of the head of Calibration Laboratory.

SITHIPORN ASSOCIATES CO., LTD.
CALIBRATION LABORATORY

451-451/1 Sirinthorn Road, Bangbunmu, Bangplud, Bangkok, 10700 Thailand
Tel. +66 2433 8331 Email : calibration@sithiphorn.com



Cert. No. : ACL24076
Job No. : VC67AC0054
Pages : 2 of 8

Calibration Procedure : CP-AC-01

Calibration Method :

This equipment was calibrated by follow on IEC-61672-3 (2013) Standard for sound level meter (SLM).
The SLM had tests to Acoustical and Electrical signal tests of frequency weighting with Anechoic chamber and Reference Standard Instruments.
For tests results of each items were made by observation of each Instruments display and also with SLM's display.

Condition of this result of calibration :

1. Reference Standard Instruments :

Instrument	Model	Serial No.	Cert. No.	Due Date
Waveform Generator	33210A	MY48017076	EF-0009-23	07-FEB-24
Waveform Generator	33511B	MY52302742	EF-0010-23	07-FEB-24
Digital Multimeter	33461A	MY53220104	EEL-BP 30/0266	13-FEB-24
Digital Multimeter	33461A	MY53220076	EEL-BP 29/0266	13-FEB-24
Digital Multimeter	34461A	MY60024273	EEL-BP 31/0266	14-FEB-24
Programmable Attenuator	MAT-1070	62100114	EF-0011-23	08-FEB-24
Condenser Microphone	4180	2977900	AA-1001-23	14-FEB-24
Measuring Amplifier	NA-42KAI	34560495	AA-3002-23	14-FEB-24

2. This result of calibration was found accurate as shown on date and place of calibration for this calibrated item only.

3. This certificate is traceable to the international system of unit maintained at :

3.1 National Institute of Metrology (Thailand),

3.2 Thailand Institute of Scientific and Technological Research (TISTR).

T. Petch

SITHIPORN ASSOCIATES CO., LTD.
CALIBRATION LABORATORY

451-451/1 Sirinthorn Road, Bangbunmu, Bangplud, Bangkok, 10700 Thailand
Tel. +66 2433 8331 Email : calibration@sithiphorn.com



Cert. No. : ACL24076
Job No. : VC67AC0054
Pages : 4 of 8

Result of calibration :

1. Absolute sensitivity

Reference Acoustic Signal (dB)	Measured Value (dB)	Deviation (dB)	Acceptance Limit (dB)
93.9 (93.98)	93.9	0.0	±0.3

2. Self-generated noise

2.1 Normal test

Measured Value (dB)
14.4

2.2 The microphone of the sound level meter was replaced by electrical signal input device.

Frequency Weighting	Measured value (dB)
A - weight	12.6
C - weight	18.9
Flat	24.7

3. Acoustical signal tests of frequency weightings

Meter free-field acoustic response at a level of 84 dB

Frequency (Hz)	Deviation from various frequency weighting response curve (dB)			
	Flat	C-weight	A-weight	Acceptance Limits
125	0.3	0.3	0.3	± 1.5
1000	0.0	0.0	0.0	± 1.0
8000	-0.5	-0.4	-0.4	±5.0

T. Petch

SITHIPORN ASSOCIATES CO., LTD.
CALIBRATION LABORATORY

451-451/1 Sirinthorn Road, Bangbunmu, Bangplud, Bangkok, 10700 Thailand
Tel. +66 2433 8331 Email : calibration@sithiphorn.com



Cert. No. : ACL24076
Job No. : VC67AC0054
Pages : 3 of 8

Summary of Measurement Result :

Parameter	Uncertainty (dB)	Maximum-permitted uncertainty of measurement (dB)
1. Absolute sensitivity	0.2	N/A
2. Self-generated noise	0.2	N/A
3. Acoustical signal tests of frequency weightings		
125 Hz	0.3	0.6
1000 Hz	0.3	0.6
8000 Hz	0.3	0.7
4. Electrical signal tests of frequency weightings		
For 10 Hz to 4 kHz	0.3	0.6
For > 4 kHz to 10 kHz	0.3	0.7
For > 10 kHz to 20 kHz	-	1.0
5. Frequency and time weightings at 1 kHz	0.2	0.2
6. Long - term stability	0.1	0.1
7. Level linearity on the reference level range	0.2	0.3
8. Level linearity including the level range control	0.2	0.3
9. Tone burst response	0.2	0.3
10. Peak C sound level	0.2	0.35
11. Overload indication	0.2	0.25
12. High level stability	0.1	0.1

T. Petch

SITHIPORN ASSOCIATES CO., LTD.
CALIBRATION LABORATORY

451-451/1 Sirinthorn Road, Bangbunmu, Bangplud, Bangkok, 10700 Thailand
Tel. +66 2433 8331 Email : calibration@sithiphorn.com



Cert. No. : ACL24076
Job No. : VC67AC0054
Pages : 5 of 8

4. Electrical signal tests of frequency weightings

Weighting network response with relative to 1 kHz.

Frequency (Hz)	Deviation from various frequency weighting response curve (dB)			
	Flat	C-weight	A-weight	Acceptance Limits
63	-0.1	-0.1	-0.1	±2.0
125	0.1	0.0	-0.1	±1.5
250	-0.1	0.0	-0.1	±1.5
500	0.0	0.0	-0.1	±1.5
1000	0.0	0.0	0.0	±1.0
2000	0.0	0.0	0.0	±2.0
4000	0.0	0.0	0.0	±3.0
8000	0.0	0.0	0.0	±5.0

5. Frequency and time weightings at 1 kHz

5.1 Frequency weightings at 1 kHz

Frequency Weighting	Anticipated Value (dB)	Measured Value (dB)	Deviated Value (dB)	Acceptance Limits (dB)
A - weight	94.0	94.0	0.0	± 0.2
C - weight	94.0	94.0	0.0	± 0.2
Flat	94.0	94.0	0.0	± 0.2

5.2 Time weighting at 1 kHz

Frequency Weighting	Anticipated Value (dB)	Measured Value (dB)	Deviated Value (dB)	Acceptance Limits (dB)
Fast	94.0	94.0	0.0	± 0.1
Slow	94.0	94.0	0.0	± 0.1
Leq	94.0	94.0	0.0	± 0.1

6. Long - term stability

Frequency Weighting	SLM Display at initial (dB)	SLM Display at final (dB)	Deviated Value (dB)	Acceptance Limits (dB)
A - weight	94.0	94.0	0.0	± 0.3

T. Petch

SITHIPORN ASSOCIATES CO., LTD.
CALIBRATION LABORATORY

451-451/1 Sirinthorn Road, Bangbunmu, Bangkok, 10700 Thailand
Tel. +66 2433 8331 Email : calibration@sithiporn.com



Cert. No. : ACL24076
Job No. : VC67AC0054
Pages : 6 of 8

7. Level linearity on the reference level range

Anticipated Value (dB)	Measured Value (dB)	Deviated Value (dB)	Acceptance Limits (dB)
137.0	137.1	0.1	± 1.1
136.0	136.1	0.1	± 1.1
135.0	135.1	0.1	± 1.1
134.0	134.1	0.1	± 1.1
133.0	133.0	0.0	± 1.1
132.0	132.0	0.0	± 1.1
131.0	131.0	0.0	± 1.1
129.0	129.1	0.1	± 1.1
124.0	124.0	0.0	± 1.1
119.0	119.1	0.1	± 1.1
114.0	114.1	0.1	± 1.1
109.0	109.0	0.0	± 1.1
104.0	104.1	0.1	± 1.1
99.0	99.1	0.1	± 1.1
94.0	94.0	0.0	± 1.1
89.0	89.0	0.0	± 1.1
84.0	84.0	0.0	± 1.1
79.0	79.0	0.0	± 1.1
74.0	74.0	0.0	± 1.1
69.0	69.0	0.0	± 1.1
64.0	64.0	0.0	± 1.1
59.0	59.0	0.0	± 1.1
54.0	54.0	0.0	± 1.1
49.0	49.0	0.0	± 1.1
44.0	44.0	0.0	± 1.1
39.0	39.0	0.0	± 1.1
34.0	34.0	0.0	± 1.1
30.0	29.9	-0.1	± 1.1
29.0	28.9	-0.1	± 1.1
28.0	27.9	-0.1	± 1.1
27.0	26.9	-0.1	± 1.1
26.0	25.9	-0.1	± 1.1
25.0	24.9	-0.1	± 1.1

T. Petchur

SITHIPORN ASSOCIATES CO., LTD.
CALIBRATION LABORATORY

451-451/1 Sirinthorn Road, Bangbunmu, Bangkok, 10700 Thailand
Tel. +66 2433 8331 Email : calibration@sithiporn.com



Cert. No. : ACL24076
Job No. : VC67AC0054
Pages : 8 of 8

11. Overload indication

Measured value (dB)		Deviated Value (dB)	Acceptance Limits (dB)
Positive one-half cycle	Negative one-half cycle		
89.6	89.6	0.0	±1.5

12. High level stability

Frequency Weighting	SLM Display at initial (dB)	SLM Display at final (dB)	Deviated Value (dB)	Acceptance Limits (dB)
A - weight	137.0	137.0	0.0	±0.3

The reported uncertainty is based on a standard uncertainty multiplied by coverage factor $k = 2$ or any value following calculation, providing a level of confidence of approximately 95 %

End of Calibration Certificate

T. Petchur

SITHIPORN ASSOCIATES CO., LTD.
CALIBRATION LABORATORY

451-451/1 Sirinthorn Road, Bangbunmu, Bangkok, 10700 Thailand
Tel. +66 2433 8331 Email : calibration@sithiporn.com



Cert. No. : ACL24076
Job No. : VC67AC0054
Pages : 7 of 8

8. Level linearity including the level range control

Range	Anticipated Value (dB)	Measured Value (dB)	Deviated Value (dB)	Acceptance Limits (dB)
Auto	94.0	94.0	0.0	±1.1

9. Tone burst response

Time Weighting	Tone burst duration, Tb (ms)	Cycle	Anticipated Value (dB)	Measured Value (dB)	Deviated Value (dB)	Acceptance Limits (dB)
Fast	0.25	1	108.0	107.9	-0.1	1.5 ; -5.0
	2	8	117.0	116.9	-0.1	1.0 ; -2.5
	200	800	134.0	134.0	0.0	±1.0
Slow	2	8	108.0	108.0	0.0	1.5 ; -5.0
	200	800	127.6	127.6	0.0	±1.0
SEL	0.25	1	99.0	98.8	-0.2	1.5 ; -5.0
	2	8	108.0	107.9	-0.1	1.0 ; -2.5
	200	800	128.0	128.0	0.0	±1.0

10. Peak C sound level

Number of cycle in test signal	Anticipated Value (dB)	Measured Value, L _{peak} (dB)	Deviated Value (dB)	Acceptance Limits (dB)
Continuous	133.0	133.0	0.0	±3.0
One	136.4	136.0	-0.4	±3.0

Number of cycle in test signal	Anticipated Value (dB)	Measured Value (dB)	Deviated Value (dB)	Acceptance Limits (dB)
Continuous	133.0	133.0	0.0	±2.0
Positive half cycle	135.4	135.1	-0.3	±2.0
Negative half cycle	135.4	135.1	-0.3	±2.0

T. Petchur

SITHIPORN ASSOCIATES CO., LTD.
CALIBRATION LABORATORY

451-451/1 Sirinthorn Rd., Bangbunmu, Bangkok 10700 THAILAND.
Tel.0-2435-8800 Fax.0-2433-1679 e-mail:cal-center@sithiporn.com http://www.sithiporn.com



Cert. No. : ACL23196
Pages : 1 of 8

Calibration Certificate

Equipment : SOUND LEVEL METER
Manufacturer : RION
Model : NL-42/ Microphone UC-52 / Preamplifier NH-24
Serial No. : 00734223 / 169439 / 72460
ID No. : RYG_FS0029

Condition As Found : GOOD

Customer : ALS LABORATORY GROUP (THAILAND) CO., LTD.
104 PHATTHANAKAN 40, PHATTHANAKAN ROAD,
KHWANG PHATTHANAKAN, KHET SUAN LUANG,
BANGKOK, 10250 THAILAND.

Location :
Ambient Temperature : (23.0 ± 3) °C
Pressure : (101.3 ± 3) kPa
Relative Humidity : (50.0 ± 20) %

Received Date : 15 JUNE 2023
Calibration Date : 20-22 JUNE 2023
Date of Issue : 23 JUNE 2023

Calibrated by : Nathakorn Pisutpaisan

Approved by :

T. Petchur
(Thanakul Petchurai)

This certificate is issued in accordance with the requirements of ISO/IEC 17025 standard, may not be reproduced other than in full, except with the prior written approval of the head of Calibration Laboratory.

Continuation of Calibration Certificate

Cert. No. : ACL23196
Job No. : VC66AC0066
Pages : 2 of 8

Calibration Procedure : CP-AC-01

Calibration Method :

This equipment was calibrated by based on IEC-61672-3 (2013) Standard for sound level meter (SLM).
The SLM had tests to Acoustical and Electrical signal tests of frequency weighting with Anechoic chamber and Reference Standard Instruments.
For tests results of each items were made by observation of each Instruments display and also with SLM's display.

Condition of this result of calibration :

1. Reference Standard Instruments :

Instrument	Model	Serial No.	Cert. No.	Due Date
Waveform Generator	33210A	MY48017076	EF-0009-23	07-FEB-24
Waveform Generator	33511B	MY52302742	EF-0010-23	07-FEB-24
Digital Multimeter	33461A	MY53220104	EEL_BP 30/0266	13-FEB-24
Digital Multimeter	33461A	MY53220076	EEL_BP 29/0266	13-FEB-24
Digital Multimeter	34461A	MY60024273	EEL_BP 31/0266	14-FEB-24
Programmable Attenuator	MAT-1070	62100114	EF-0011-23	08-FEB-24
Condenser Microphone	4180	2977900	AA-1001-23	14-FEB-24
Measuring Amplifier	NA-42KAI	34560495	AA-3002-23	14-FEB-24

2. This result of calibration was found accurate as shown on date and place of calibration for this calibrated item only.

3. This certificate is traceable to the international system of unit maintained at :

- 3.1 National Institute of Metrology (Thailand).
- 3.2 Thailand Institute of Scientific and Technological Research (TISTR).

QF-TS12-04-04-020664

T. Petch.

Continuation of Calibration Certificate

Cert. No. : ACL23196
Job No. : VC66AC0066
Pages : 4 of 8

Result of calibration :

1. Absolute sensitivity

Reference Acoustic Signal (dB)	Measured Value (dB)	Deviation (dB)	Acceptance Limit (dB)
93.9 (93.98)	93.9	0.0	±0.3

2. Self-generated noise

2.1 Normal test

Measured Value (dB)
14.3

2.2 The microphone of the sound level meter was replaced by electrical signal input device.

Frequency Weighting	Measured value (dB)
A - weight	10.8
C - weight	17.0
Flat	22.8

3. Acoustical signal tests of frequency weightings

Meter free-field acoustic response at a level of 84 dB

Frequency (Hz)	Deviation from various frequency weighting response curve (dB)			
	Flat	C-weight	A-weight	Acceptance Limits
125	0.5	0.5	0.5	± 1.5
1000	0.0	0.0	0.0	± 1.0
8000	-2.1	-2.1	-2.1	±5.0

QF-TS12-04-04-020664

T. Petch.

Continuation of Calibration Certificate

Cert. No. : ACL23196
Job No. : VC66AC0066
Pages : 3 of 8

Summary of Measurement Result :

Parameter	Pass	Fail	Uncertainty (dB)	Maximum-permitted uncertainty of measurement (dB)
1. Absolute sensitivity	✓	-	0.2	N/A
2. Self-generated noise	✓	-	0.1	N/A
3. Acoustical signal tests of frequency weightings				
125 Hz	✓	-	0.3	0.6
1000 Hz	✓	-	0.3	0.6
8000 Hz	✓	-	0.3	0.7
4. Electrical signal tests of frequency weightings				
For 10 Hz to 4 kHz	✓	-	0.3	0.6
For > 4 kHz to 10 kHz	✓	-	0.3	0.7
For > 10 kHz to 20 kHz	-	-	-	1.0
5. Frequency and time weightings at 1 kHz	✓	-	0.2	0.2
6. Long - term stability	✓	-	0.1	0.1
7. Level linearity on the reference level range	✓	-	0.2	0.3
8. Level linearity including the level range control	✓	-	0.2	0.3
9. Tone burst response	✓	-	0.2	0.3
10. Peak C sound level	✓	-	0.2	0.35
11. Overload indication	✓	-	0.2	0.25
12. High level stability	✓	-	0.1	0.1

Note : Pass/Fail evaluation for each parameter,
will be considered together from the acceptance limit and the Maximum-permitted uncertainty of measurement.

QF-TS12-04-04-020664

T. Petch.

Continuation of Calibration Certificate

Cert. No. : ACL23196
Job No. : VC66AC0066
Pages : 5 of 8

4. Electrical signal tests of frequency weightings

Weighting network response with relative to 1 kHz.

Frequency (Hz)	Deviation from various frequency weighting response curve (dB)			
	Flat	C-weight	A-weight	Acceptance Limits
63	-0.1	-0.1	-0.1	±2.0
125	0.0	0.0	0.0	±1.5
250	0.0	0.0	0.1	±1.5
500	0.0	0.0	-0.1	±1.5
1000	0.0	0.0	0.0	±1.0
2000	0.0	0.0	0.0	±2.0
4000	0.0	0.0	0.0	±3.0
8000	0.0	0.1	0.1	±5.0

5. Frequency and time weightings at 1 kHz

5.1 Frequency weightings at 1 kHz

Frequency Weighting	Anticipated Value (dB)	Measured Value (dB)	Deviated Value (dB)	Acceptance Limits (dB)
A - weight	94.0	94.0	0.0	± 0.2
C - weight	94.0	94.0	0.0	± 0.2
Flat	94.0	94.0	0.0	± 0.2

5.2 Time weighting at 1 kHz

Frequency Weighting	Anticipated Value (dB)	Measured Value (dB)	Deviated Value (dB)	Acceptance Limits (dB)
Fast	94.0	94.0	0.0	± 0.1
Slow	94.0	94.0	0.0	± 0.1
Leq	94.0	94.0	0.0	± 0.1

6. Long - term stability

Frequency Weighting	SLM Display at initial (dB)	SLM Display at final (dB)	Deviated Value (dB)	Acceptance Limits (dB)
A - weight	94.0	94.0	0.0	± 0.3

QF-TS12-04-04-020664

T. Petch.

Continuation of Calibration Certificate

Cert. No. : ACL23196
Job No. : VC66AC0066
Pages : 6 of 8

7. Level linearity on the reference level range

Anticipated Value (dB)	Measured Value (dB)	Deviated Value (dB)	Acceptance Limits (dB)
137.0	137.0	0.0	± 1.1
136.0	136.0	0.0	± 1.1
135.0	135.0	0.0	± 1.1
134.0	134.0	0.0	± 1.1
133.0	132.9	-0.1	± 1.1
132.0	131.9	-0.1	± 1.1
131.0	130.9	-0.1	± 1.1
129.0	129.0	0.0	± 1.1
124.0	124.0	0.0	± 1.1
119.0	119.0	0.0	± 1.1
114.0	114.0	0.0	± 1.1
109.0	109.0	0.0	± 1.1
104.0	104.0	0.0	± 1.1
99.0	99.0	0.0	± 1.1
94.0	94.0	0.0	± 1.1
89.0	89.0	0.0	± 1.1
84.0	84.0	0.0	± 1.1
79.0	79.0	0.0	± 1.1
74.0	74.0	0.0	± 1.1
69.0	69.0	0.0	± 1.1
64.0	64.0	0.0	± 1.1
59.0	59.0	0.0	± 1.1
54.0	54.0	0.0	± 1.1
49.0	49.0	0.0	± 1.1
44.0	44.0	0.0	± 1.1
39.0	39.0	0.0	± 1.1
34.0	34.0	0.0	± 1.1
30.0	30.0	0.0	± 1.1
29.0	29.0	0.0	± 1.1
28.0	28.0	0.0	± 1.1
27.0	27.0	0.0	± 1.1
26.0	26.0	0.0	± 1.1
25.0	24.9	-0.1	± 1.1

QF-TS12-04-04-020664

T. Petch

Continuation of Calibration Certificate

Cert. No. : ACL23196
Job No. : VC66AC0066
Pages : 8 of 8

11. Overload indication

Measured value (dB)		Deviated Value (dB)	Acceptance Limits (dB)
Positive one-half cycle	Negative one-half cycle		
89.6	89.5	-0.1	± 1.5

12. High level stability

Frequency Weighting	SLM Display at initial (dB)	SLM Display at final (dB)	Deviated Value (dB)	Acceptance Limits (dB)
A-weight	137.0	137.0	0.0	± 0.3

The reported uncertainty is based on a standard uncertainty multiplied by coverage factor $k = 2$ or any value following calculation, providing a level of confidence of approximately 95 %

End of Calibration Certificate

QF-TS12-04-04-020664

T. Petch

Continuation of Calibration Certificate

Cert. No. : ACL23196
Job No. : VC66AC0066
Pages : 7 of 8

8. Level linearity including the level range control

Range	Anticipated Value (dB)	Measured Value (dB)	Deviated Value (dB)	Acceptance Limits (dB)
Auto	94.0	94.0	0.0	± 1.1

9. Tone burst response

Time Weighting	Tone burst duration, Tb (ms)	Cycle	Anticipated Value (dB)	Measured Value (dB)	Deviated Value (dB)	Acceptance Limits (dB)
Fast	0.25	1	108.0	107.9	-0.1	1.5 ; -5.0
	2	8	117.0	117.0	0.0	1.0 ; -2.5
	200	800	134.0	134.0	0.0	± 1.0
Slow	2	8	108.0	108.0	0.0	1.5 ; -5.0
	200	800	127.6	127.6	0.0	± 1.0
SEL	0.25	1	99.0	98.9	-0.1	1.5 ; -5.0
	2	8	108.0	108.0	0.0	1.0 ; -2.5
	200	800	128.0	128.0	0.0	± 1.0

10. Peak C sound level

Number of cycle in test signal	Anticipated Value (dB)	Measured Value, L _{peak} (dB)	Deviated Value (dB)	Acceptance Limits (dB)
Continuous	133.0	133.0	0.0	± 3.0
One	136.4	135.7	-0.7	± 3.0

Number of cycle in test signal	Anticipated Value (dB)	Measured Value (dB)	Deviated Value (dB)	Acceptance Limits (dB)
Continuous	133.0	133.0	0.0	± 2.0
Positive half cycle	135.4	135.1	-0.3	± 2.0
Negative half cycle	135.4	135.1	-0.3	± 2.0

QF-TS12-04-04-020664

T. Petch



THAILAND INSTITUTE OF SCIENTIFIC AND TECHNOLOGICAL RESEARCH (TISTR)

Request No. 21-67/0232

MTC No. EEL. BP. 173/0167

CALIBRATION CERTIFICATE

Submitted by : ALS Laboratory Group (Thailand) Co., Ltd.

Address : 104 Phatthanakan 40, Phatthanakan Rd., Khwaeng Phatthanakan, Khet Suan Luang, Bangkok 10250.

Calibrated at : Electrical and Electronic Standards Laboratory, Industrial Metrology and Testing Service Centre.

Soi 1C, Bangpoo Industrial Estate, Sukhumvit Rd., A.Muang, Samutprakan 10280.

Instrument Calibrated :

Description : Sound Level Meter

Manufacturer : Rion

Model : NL-42

Serial No. : 00296516 (ID: RYG_FS0433)

Microphone : Type UC-52 No.180412

Preamplifier : Type NH-24 No.88182

Ambient Environment

Temperature : (23 ± 3) °C

Relative Humidity : (50 ± 15) %

Ambient Pressure : (101.325 ± 1.5) kPa

Standards used :

- Band Pass Filter Wavetek 752A S/N 90010494
- Condenser Microphone Brüel&Kjær 4180 S/N 2889871.
- Decade Attenuator Ando AL-205 S/N 00464602.
- Function/Arbitrary Waveform Generator Agilent 33220A S/N MY44042668.
- Digital Function Synthesizer NF Electronic Instruments DF-193A S/N 122037.
- Digital Multimeter Fluke 8520A S/N 4985007.
- Pistonphone Rion NC-72 S/N 00402446.
- Measuring Amplifier Brüel&Kjær 2636 S/N 1537484.

Date of Receipt : 24 Jan. 2024

Date of Calibration : 22-28 Feb. 2024

The results relate only to the items tested/calibrated or value assigned.
Advertising the Report/Certificate and publicity of the results except in full are prohibited unless written permission is obtained from the governor of TISTR.

Head Office
35/40-3 Tambon Khlong Ha, Amphoe Khlong Luang,
Changwat Pathumthani 12120, Thailand
Tel. (66) 0 2577 9000
Tel. (66) 0 2577 9009
E-mail : numpajitistr.or.th Website: www.tistr.or.th

Office/Laboratory
Soi 1C, Bangpoo Industrial Estate, Sukhumvit Road,
Amphoe Muang, Changwat Samutprakan 10280, Thailand
Tel. (66) 0 2323 1672-80 ext. 115, 116
Fax. (66) 0 2323 9165
E-mail : mtc@tistr.or.th

Office
196 Phahonyothin Road, Chatuchak, Bangkok 10900,
Thailand
Tel. (66) 0 2579 1121-30 ext. 5219, 5225, 5217
Fax. (66) 0 2579 8592
E-mail : sumalee@tistr.or.th

FMBL.MTC.002 Rev.4

1 / 9



THAILAND INSTITUTE OF SCIENTIFIC AND TECHNOLOGICAL RESEARCH (TISTR)

Request No. 21-67/0232

MTC No. EEL. BP. 173/0167

9. Power Amplifier Brüel&Kjær 2706 S/N 1517650.
10. Speaker Tannoy Limited, Great Britain Patent No. 215300.
11. Digital Multimeter Agilent 34401A S/N MY44005560.
12. Programmable Attenuator Tamagawa TPA-303A S/N 2212.

Calibration Procedure :

This instrument was calibrated by using calibration procedures no CP-102-02 and CP-102-03, which were based on IEC 61672-3 Electroacoustics - Sound Level Meters - Part 3 : Periodic tests (2013). These calibration procedures were related to the electrical and acoustic signal tests. The electrical signal test was carried out with the direct measurement method. The acoustic signal test was performed in an anechoic room with the comparison measurement method.

This instrument has been calibrated against standards maintained at the Electrical and Electronic Standards Laboratory (EEL), which are traceable to the International System of Units through the National Institute of Metrology (Thailand).

The information on actual reading is attached herewith and the uncertainty limits quoted refer to the measured values only.

The reported expanded uncertainty is based upon a standard uncertainty multiplied by a coverage factor $k=2$, providing a level of confidence of approximately 95%.

Date of Calibration : 22-28 Feb. 2024

2 / 9

The results relate only to the items tested/calibrated or value assigned.
Advertising the Report/Certificate and publicity of the results except in full are prohibited unless written permission is obtained from the governor of TISTR.

FM.BLMTC.002 Rev.4

Head Office
35 Mu 3 Tambon Khlong Ha, Amphoe Khlong Luang,
Changwat Pathumthani 12120, Thailand
Tel. (66) 0 2577 9000
Fax. (66) 0 2577 9009
E-mail : numpaj@tistr.or.th Website:www.tistr.or.th

Office/Laboratory
Sri 1C, Bangpoo Industrial Estate, Sukhumvit Road,
Amphoe Muang, Changwat Samutprakan 10280, Thailand
Tel. (66) 0 2323 1672-80 ext. 115, 116
Fax. (66) 0 2323 9165
E-mail : mtg@tistr.or.th

Office
196 Phahonyothin Road, Chatuchak, Bangkok 10900,
Thailand
Tel. (66) 0 2579 1121-30 ext. 5219, 5225, 5217
Fax. (66) 0 2579 8592
E-mail : sumalee@tistr.or.th



THAILAND INSTITUTE OF SCIENTIFIC AND TECHNOLOGICAL RESEARCH (TISTR)

Request No. 21-67/0232

MTC No. EEL. BP. 173/0167

3. Acoustical signal test of frequency weightings

Frequency (Hz)	Deviation from frequency response (dB)			Acceptance limit class 2 (±dB)	Uncertainty (±dB)	Maximum-permitted uncertainty of measurement (±dB)
	A-weight	C-weight	Flat			
125	0.0	0.2	0.1	1.5	0.45	0.6
1 000	0.0	0.0	0.0	1.0	0.45	0.6
8 000	-0.3	-0.3	-0.3	5.0	0.45	0.7

4. Electrical signal test of frequency weightings

Frequency (Hz)	Deviation from frequency response (dB)			Acceptance limit class 2 (±dB)	Uncertainty (±dB)	Maximum-permitted uncertainty of measurement (±dB)
	A-weight	C-weight	Flat			
63	-0.1	0.0	0.0	2.0	0.20	0.6
125	-0.1	0.0	0.0	1.5	0.20	0.6
250	0.0	0.0	0.0	1.5	0.20	0.6
500	0.0	0.0	0.0	1.5	0.20	0.6
1 000	0.0	0.0	0.0	1.0	0.20	0.6
2 000	0.0	0.0	0.0	2.0	0.20	0.6
4 000	0.0	0.0	0.0	3.0	0.20	0.6
8 000	0.0	0.0	0.0	5.0	0.20	0.7

Date of Calibration : 22-28 Feb. 2024

4 / 9

The results relate only to the items tested/calibrated or value assigned.
Advertising the Report/Certificate and publicity of the results except in full are prohibited unless written permission is obtained from the governor of TISTR.

FM.BLMTC.002 Rev.4

Head Office
35 Mu 3 Tambon Khlong Ha, Amphoe Khlong Luang,
Changwat Pathumthani 12120, Thailand
Tel. (66) 0 2577 9000
Fax. (66) 0 2577 9009
E-mail : numpaj@tistr.or.th Website:www.tistr.or.th

Office/Laboratory
Sri 1C, Bangpoo Industrial Estate, Sukhumvit Road,
Amphoe Muang, Changwat Samutprakan 10280, Thailand
Tel. (66) 0 2323 1672-80 ext. 115, 116
Fax. (66) 0 2323 9165
E-mail : mtg@tistr.or.th

Office
196 Phahonyothin Road, Chatuchak, Bangkok 10900,
Thailand
Tel. (66) 0 2579 1121-30 ext. 5219, 5225, 5217
Fax. (66) 0 2579 8592
E-mail : sumalee@tistr.or.th



THAILAND INSTITUTE OF SCIENTIFIC AND TECHNOLOGICAL RESEARCH (TISTR)

Request No. 21-67/0232

MTC No. EEL. BP. 173/0167

1. Absolute Sensitivity

Reference Acoustic Signal (dB)	Measured value (dB)		Deviation value (dB)	Acceptance limit Class 2 (±dB)	Uncertainty (±dB)	Maximum-permitted uncertainty of measurement (±dB)
	Before adjust	After adjust				
113.96	114.1	113.9	-0.1	1.0	0.30	N/A

Note: The external calibration adjustment was firstly performed. The internal calibration adjustment was then completed at the display of 124.1 dB.

2. Self-generated noise

2.1 Normal test

Measured value (dB)	Uncertainty (±dB)	Maximum-permitted uncertainty of measurement (±dB)
18.9	0.10	N/A

2.2 The microphone of the sound level meter was replaced by electrical signal input device

Frequency Weighting	Measured value (dB)	Uncertainty (±dB)	Maximum-permitted uncertainty of measurement (±dB)
A-Weight	12.3	0.10	N/A
C-Weight	17.7	0.10	N/A
Flat	23.1	0.10	N/A

Date of Calibration : 22-28 Feb. 2024

3 / 9

The results relate only to the items tested/calibrated or value assigned.
Advertising the Report/Certificate and publicity of the results except in full are prohibited unless written permission is obtained from the governor of TISTR.

FM.BLMTC.002 Rev.4

Head Office
35 Mu 3 Tambon Khlong Ha, Amphoe Khlong Luang,
Changwat Pathumthani 12120, Thailand
Tel. (66) 0 2577 9000
Fax. (66) 0 2577 9009
E-mail : numpaj@tistr.or.th Website:www.tistr.or.th

Office/Laboratory
Sri 1C, Bangpoo Industrial Estate, Sukhumvit Road,
Amphoe Muang, Changwat Samutprakan 10280, Thailand
Tel. (66) 0 2323 1672-80 ext. 115, 116
Fax. (66) 0 2323 9165
E-mail : mtg@tistr.or.th

Office
196 Phahonyothin Road, Chatuchak, Bangkok 10900,
Thailand
Tel. (66) 0 2579 1121-30 ext. 5219, 5225, 5217
Fax. (66) 0 2579 8592
E-mail : sumalee@tistr.or.th



THAILAND INSTITUTE OF SCIENTIFIC AND TECHNOLOGICAL RESEARCH (TISTR)

Request No. 21-67/0232

MTC No. EEL. BP. 173/0167

5. Long-term stability

Time	Measured Value (dB)	Deviated value (dB)	Acceptance limit class 2 (±dB)	Uncertainty (±dB)	Maximum-permitted uncertainty of measurement (±dB)
Begin	94.0	0.0	0.2	0.10	0.1
End	94.0				

6. Frequency and time weightings at 1 kHz

6.1 Frequency weightings at 1 kHz

Frequency Weighting	Measured Value (dB)	Deviated value (dB)	Acceptance limit class 2 (±dB)	Uncertainty (±dB)	Maximum-permitted uncertainty of measurement (±dB)
A-weight	94.0	0.0	0.2	0.20	0.2
C-weight	94.0	0.0	0.2	0.20	0.2
Flat	94.1	0.1	0.2	0.20	0.2

6.2 Time weightings at 1 kHz

Frequency Weighting	Measured Value (dB)	Deviated value (dB)	Acceptance limit class 2 (±dB)	Uncertainty (±dB)	Maximum-permitted uncertainty of measurement (±dB)
Fast	94.0	0.0	0.1	0.20	0.2
Slow	94.0	0.0	0.1	0.20	0.2
Leq	94.0	0.0	0.1	0.20	0.2

Date of Calibration : 22-28 Feb. 2024

5 / 9

The results relate only to the items tested/calibrated or value assigned.
Advertising the Report/Certificate and publicity of the results except in full are prohibited unless written permission is obtained from the governor of TISTR.

FM.BLMTC.002 Rev.4

Head Office
35 Mu 3 Tambon Khlong Ha, Amphoe Khlong Luang,
Changwat Pathumthani 12120, Thailand
Tel. (66) 0 2577 9000
Fax. (66) 0 2577 9009
E-mail : numpaj@tistr.or.th Website:www.tistr.or.th

Office/Laboratory
Sri 1C, Bangpoo Industrial Estate, Sukhumvit Road,
Amphoe Muang, Changwat Samutprakan 10280, Thailand
Tel. (66) 0 2323 1672-80 ext. 115, 116
Fax. (66) 0 2323 9165
E-mail : mtg@tistr.or.th

Office
196 Phahonyothin Road, Chatuchak, Bangkok 10900,
Thailand
Tel. (66) 0 2579 1121-30 ext. 5219, 5225, 5217
Fax. (66) 0 2579 8592
E-mail : sumalee@tistr.or.th



THAILAND INSTITUTE OF SCIENTIFIC AND TECHNOLOGICAL RESEARCH (TISTR)

Request No. 21-67/0232

MTC No. EEL BP. 173/0167

7. Level linearity on the reference level range

Anticipated value (dB)	Measured Value (dB)	Deviated value (dB)	Acceptance limit class 2 (±dB)	Uncertainty (±dB)	Maximum-permitted uncertainty of measurement (±dB)
137	137.1	0.1	1.1	0.30	0.3
136	136.1	0.1	1.1	0.30	0.3
135	135.1	0.1	1.1	0.30	0.3
133	133.1	0.1	1.1	0.30	0.3
132	132.1	0.1	1.1	0.30	0.3
131	131.0	0.0	1.1	0.30	0.3
130	130.0	0.0	1.1	0.30	0.3
129	129.0	0.0	1.1	0.30	0.3
124	124.0	0.0	1.1	0.30	0.3
119	119.0	0.0	1.1	0.30	0.3
114	114.0	0.0	1.1	0.30	0.3
109	109.0	0.0	1.1	0.30	0.3
104	104.0	0.0	1.1	0.30	0.3
99	99.0	0.0	1.1	0.30	0.3
94	94.0	0.0	1.1	0.30	0.3
89	89.0	0.0	1.1	0.30	0.3
84	84.1	0.1	1.1	0.30	0.3
79	79.0	0.0	1.1	0.30	0.3
74	74.0	0.0	1.1	0.30	0.3
69	69.0	0.0	1.1	0.30	0.3
64	64.0	0.0	1.1	0.30	0.3
59	59.0	0.0	1.1	0.30	0.3

Date of Calibration : 22-28 Feb. 2024

6 / 9

The results relate only to the items tested/calibrated or value assigned.
Advertising the Report/Certificate and publicity of the results except in full are prohibited unless written permission is obtained from the governor of TISTR.

FM.BLMTC.002 Rev.4

Head Office
35 Mu 3 Tambon Khlong Ha, Amphoe Khlong Luang,
Changwat Pathumthani 12120, Thailand
Tel. (66) 0 2577 9000
Fax. (66) 0 2577 9009
E-mail : rumpag@tistr.or.th Website:www.tistr.or.th

Office/Laboratory
Sol 1C, Bangpoo Industrial Estate, Sukhumvit Road,
Amphoe Muang, Changwat Samutprakan 10280, Thailand
Tel. (66) 0 2323 1672-80 ext. 115, 116
Fax. (66) 0 2323 9165
E-mail : mtg@tistr.or.th

Office
196 Phahonyothin Road, Chatuchak, Bangkok 10900,
Thailand
Tel. (66) 0 2579 1121-30 ext. 5219, 5225, 5217
Fax. (66) 0 2579 8592
E-mail : sunalee@tistr.or.th



THAILAND INSTITUTE OF SCIENTIFIC AND TECHNOLOGICAL RESEARCH (TISTR)

Request No. 21-67/0232

MTC No. EEL BP. 173/0167

8. Level linearity including the level range control

At reference level at 5 dB greater than the under-range on a level range

Range	Anticipated value (dB)	Measured value (dB)	Deviated value (dB)	Acceptance limit class 2 (±dB)	Uncertainty (±dB)	Maximum-permitted uncertainty of measurement (±dB)
30-130	25	25.0	0.0	1.1	0.30	0.3

9. Tone burst response

Time Weighting	Toneburst Duration, Tb (ms)	Measured value (dB)	Deviated value (dB)	Acceptance limit class 2 (±dB)	Uncertainty (±dB)	Maximum-permitted uncertainty of measurement (±dB)
Fast	200	126.0	0.0	±1.0	0.20	0.3
	2	108.9	-0.1	+1.0; -2.5	0.20	0.3
	0.25	100.0	0.0	+1.5; -5.0	0.20	0.3
Slow	200	119.5	-0.1	±1.0	0.20	0.3
	2	100.0	0.0	+1.0; -5.0	0.20	0.3

Date of Calibration : 22-28 Feb. 2024

8 / 9

The results relate only to the items tested/calibrated or value assigned.
Advertising the Report/Certificate and publicity of the results except in full are prohibited unless written permission is obtained from the governor of TISTR.

FM.BLMTC.002 Rev.4

Head Office
35 Mu 3 Tambon Khlong Ha, Amphoe Khlong Luang,
Changwat Pathumthani 12120, Thailand
Tel. (66) 0 2577 9000
Fax. (66) 0 2577 9009
E-mail : rumpag@tistr.or.th Website:www.tistr.or.th

Office/Laboratory
Sol 1C, Bangpoo Industrial Estate, Sukhumvit Road,
Amphoe Muang, Changwat Samutprakan 10280, Thailand
Tel. (66) 0 2323 1672-80 ext. 115, 116
Fax. (66) 0 2323 9165
E-mail : mtg@tistr.or.th

Office
196 Phahonyothin Road, Chatuchak, Bangkok 10900,
Thailand
Tel. (66) 0 2579 1121-30 ext. 5219, 5225, 5217
Fax. (66) 0 2579 8592
E-mail : sunalee@tistr.or.th



THAILAND INSTITUTE OF SCIENTIFIC AND TECHNOLOGICAL RESEARCH (TISTR)

Request No. 21-67/0232

MTC No. EEL BP. 173/0167

7. Level linearity on the reference level range (cont.)

Anticipated value (dB)	Measured Value (dB)	Deviated value (dB)	Acceptance limit class 2 (±dB)	Uncertainty (±dB)	Maximum-permitted uncertainty of measurement (±dB)
54	54.0	0.0	1.1	0.30	0.3
49	48.9	-0.1	1.1	0.30	0.3
44	44.0	0.0	1.1	0.30	0.3
39	38.9	-0.1	1.1	0.30	0.3
34	33.9	-0.1	1.1	0.30	0.3
29	28.8	-0.2	1.1	0.30	0.3
28	27.8	-0.2	1.1	0.30	0.3
27	26.9	-0.1	1.1	0.30	0.3
26	25.9	-0.1	1.1	0.30	0.3
25	24.8	-0.2	1.1	0.30	0.3

8. Level linearity including the level range control

At reference sound level on the reference level range

Range	Anticipated value (dB)	Measured value (dB)	Deviated value (dB)	Acceptance limit class 2 (±dB)	Uncertainty (±dB)	Maximum-permitted uncertainty of measurement (±dB)
30-130	94.0	94.0	0.0	1.1	0.30	0.3

Date of Calibration : 22-28 Feb. 2024

7 / 9

The results relate only to the items tested/calibrated or value assigned.
Advertising the Report/Certificate and publicity of the results except in full are prohibited unless written permission is obtained from the governor of TISTR.

FM.BLMTC.002 Rev.4

Head Office
35 Mu 3 Tambon Khlong Ha, Amphoe Khlong Luang,
Changwat Pathumthani 12120, Thailand
Tel. (66) 0 2577 9000
Fax. (66) 0 2577 9009
E-mail : rumpag@tistr.or.th Website:www.tistr.or.th

Office/Laboratory
Sol 1C, Bangpoo Industrial Estate, Sukhumvit Road,
Amphoe Muang, Changwat Samutprakan 10280, Thailand
Tel. (66) 0 2323 1672-80 ext. 115, 116
Fax. (66) 0 2323 9165
E-mail : mtg@tistr.or.th

Office
196 Phahonyothin Road, Chatuchak, Bangkok 10900,
Thailand
Tel. (66) 0 2579 1121-30 ext. 5219, 5225, 5217
Fax. (66) 0 2579 8592
E-mail : sunalee@tistr.or.th



THAILAND INSTITUTE OF SCIENTIFIC AND TECHNOLOGICAL RESEARCH (TISTR)

Request No. 21-67/0232

MTC No. EEL BP. 173/0167

10. Peak C sound level

Number of cycles in test signal	Anticipated value (dB)	Measured value (dB)	Deviated value (dB)	Acceptance limit class 2 (±dB)	Uncertainty (±dB)	Maximum-permitted uncertainty of measurement (±dB)
Complete cycle	125.4	125.5	0.1	3.0	0.20	0.35
Positive half cycle	124.4	124.1	-0.3	2.0	0.20	0.35
Negative half cycle	124.4	124.1	-0.3	2.0	0.20	0.35

11. Overload indication

Measured value (dB)		Deviated value (dB)	Acceptance limit class 2 (±dB)	Uncertainty (±dB)	Maximum-permitted uncertainty of measurement (±dB)
Positive one-half cycle	Negative one-half cycle	0.0	1.5	0.55	0.25

12. High-level stability

Time	Measured value (dB)	Deviated value (dB)	Acceptance limit class 2 (±dB)	Uncertainty (±dB)	Maximum-permitted uncertainty of measurement (±dB)
Begin	129.0	0.0	0.3	0.10	0.1
End	129.0				

Calibrated by :

(Mr. Pannasit Phasingsri)

Approved by :

Director

Electrical and Electronic Standards Laboratory

Industrial Metrology and Testing Service Centre

Date of Calibration : 22-28 Feb. 2024

Date of Issue : 29 Feb. 2024

Ref : 2011267012400347003

End of Certificate

9 / 9

The results relate only to the items tested/calibrated or value assigned.
Advertising the Report/Certificate and publicity of the results except in full are prohibited unless written permission is obtained from the governor of TISTR.

FM.BLMTC.002 Rev.4

Head Office
35 Mu 3 Tambon Khlong Ha, Amphoe Khlong Luang,
Changwat Pathumthani 12120, Thailand
Tel. (66) 0 2577 9000
Fax. (66) 0 2577 9009
E-mail : rumpag@tistr.or.th Website:www.tistr.or.th

Office/Laboratory
Sol 1C, Bangpoo Industrial Estate, Sukhumvit Road,
Amphoe Muang, Changwat Samutprakan 10280, Thailand
Tel. (66) 0 2323 1672-80 ext. 115, 116
Fax. (66) 0 2323 9165
E-mail : mtg@tistr.or.th

Office
196 Phahonyothin Road, Chatuchak, Bangkok 10900,
Thailand
Tel. (66) 0 2579 1121-30 ext. 5219, 5225, 5217
Fax. (66) 0 2579 8592
E-mail : sunalee@tistr.or.th

SITHIPORN ASSOCIATES CO.,LTD. CALIBRATION LABORATORY

451-451/1 Sirinthorn Rd.,Bangbunru, Bangplud Bangkok 10700 THAILAND
Tel.0-2435-8800 Fax.0-2433-1679 e-mail:cal-center@sithiporn.com http://www.sithiporn.com



Cert. No. : ACC23029
Pages : 1 of 3

Calibration Certificate

Equipment : SOUND CALIBRATOR
Manufacturer : RION
Model : NC-74
Serial No. : 34178123
ID No. : RYG_FS0215

REVIEW BY : *Nathakorn P.*
APPROVED BY : *[Signature]*
NEXT CAL. DATE : 20/9/24

Condition As Found : GOOD

Customer : ALS LABORATORY GROUP (THAILAND) CO., LTD.
104 PHATTHANAKAN 40, PHATTHANAKAN ROAD,
KHWAENG PHATTHANAKAN, KHET SUAN LUANG,
BANGKOK, 10250 THAILAND.

Location :
Ambient Temperature : (23.0 ± 3) °C
Pressure : (101.3 ± 3) kPa
Relative Humidity : (50.0 ± 20) %

Received Date : 07 SEPTEMBER 2023
Calibration Date : 20 SEPTEMBER 2023
Date of Issue : 20 SEPTEMBER 2023

Calibrated by : Nathakorn Pisutpaisan

Approved by :

[Signature]
(Thanakul Petchurai)

This certificate is issued in accordance with the requirements of ISO/IEC 17025 standard, may not be reproduced other than in full, except with the prior written approval of the head of Calibration Laboratory.

QF-TS12-04-04-020664

SITHIPORN ASSOCIATES CO.,LTD. CALIBRATION LABORATORY

Continuation of Calibration Certificate

Cert. No. : ACC23029
Job No. : VC66AC0100
Pages : 3 of 3

Result of calibration :

1. Sound pressure level

Specified sound pressure level (dB)	Measured value (dB)	Deviated value (dB)	Uncertainty (dB)	Acceptance limit (dB)
94	94.1	0.10	0.14	0.40

2. Frequency

Specified Frequency (Hz)	Measured value (Hz)	Deviated value (%)	Uncertainty (%)	Acceptance limit (%)
1000	1001.5	0.1	0.1	1.0

3. Total distortion

Measured value (%)	Uncertainty (%)	Acceptance limit (%)
1.70	0.10	3.0

The reported uncertainty is based on a standard uncertainty multiplied by coverage factor $k = 2$ or any value following calculation, providing a level of confidence of approximately 95 %

End of Calibration Certificate

QF-TS12-04-04-020664

[Signature]

SITHIPORN ASSOCIATES CO.,LTD. CALIBRATION LABORATORY

Continuation of Calibration Certificate

Cert. No. : ACC23029
Job No. : VC66AC0100
Pages : 2 of 3

Calibration Procedure : CP-AC-03

Calibration Method :

This equipment was calibrated by based on IEC-60942:2003 Standard.
The sound pressure level, frequency and total distortion of the sound calibrator was measured using the reference microphone.

Condition of this result of calibration :

1. Reference Standard Instruments :

Instrument	Model	Serial No.	Cert. No.	Due Date
Waveform Generator	33511B	MY52302742	EF-0010-23	07-FEB-24
Digital Multimeter	33461A	MY53220104	EEL_BP 30/0266	13-FEB-24
Digital Multimeter	33461A	MY53220076	EEL_BP 30/0267	13-FEB-24
Digital Multimeter	33461A	MY60024273	EEL_BP 31/0266	14-FEB-24
Programmable Attenuator	MAT-1070	62100114	EF-0011-23	08-FEB-24
Condenser Microphone	4180	2977900	AA-1001-23	14-FEB-24
Measuring Amplifier	NA-42KA1	34560495	AA-3002-23	14-FEB-24
Audio Analyzer	AVR-3360A	V744B6069	EF-0012-23	10-FEB-24

- This result of calibration was found accurate as shown on date and place of calibration for this calibrated item only.
- This certificate is traceable to the international system of unit maintained at :
 - National Institute of Metrology (Thailand).
 - Thailand Institute of Scientific and Technological Research (TISTR).

QF-TS12-04-04-020664

[Signature]

SITHIPORN ASSOCIATES CO.,LTD. CALIBRATION LABORATORY

451-451/1 Sirinthorn Rd.,Bangbunru, Bangplud Bangkok 10700 THAILAND
Tel.0-2435-8800 Fax.0-2433-1679 e-mail:cal-center@sithiporn.com http://www.sithiporn.com



Cert. No. : ACL233325
Pages : 1 of 8

Calibration Certificate

Equipment : SOUND LEVEL METER
Manufacturer : RION
Model : NL-42 / Microphone UC-52 / Preamplifier NH-24
Serial No. : 01073423 / 169513 / 73684
ID No. : RYG_FS0386

Condition As Found : GOOD

Customer : ALS LABORATORY GROUP (THAILAND) CO., LTD.
104 PHATTHANAKAN 40, PHATTHANAKAN ROAD,
KHWAENG PHATTHANAKAN, KHET SUAN LUANG,
BANGKOK, 10250 THAILAND.

Location :
Ambient Temperature : (23.0 ± 3) °C
Pressure : (101.3 ± 3) kPa
Relative Humidity : (50.0 ± 20) %

Received Date : 11 OCTOBER 2023
Calibration Date : 19-20 OCTOBER 2023
Date of Issue : 24 OCTOBER 2023

REVIEW BY : *Nathakorn P.*
APPROVED BY : *[Signature]*
NEXT CAL. DATE : 19/10/24

Calibrated by : Nathakorn Pisutpaisan

Approved by :

[Signature]
(Thanakul Petchurai)

This certificate is issued in accordance with the requirements of ISO/IEC 17025 standard, may not be reproduced other than in full, except with the prior written approval of the head of Calibration Laboratory.

QF-TS12-04-04-020664

Continuation of Calibration Certificate

Cert. No. : ACL23325
Job No. : VC67AC0011
Pages : 2 of 8

Calibration Procedure : CP-AC-01

Calibration Method :

This equipment was calibrated by based on IEC-61672-3 (2013) Standard for sound level meter (SLM).
The SLM had tests to Acoustical and Electrical signal tests of frequency weighting with Anechoic chamber and Reference Standard Instruments.
For tests results of each items were made by observation of each Instruments display and also with SLM's display.

Condition of this result of calibration :

1. Reference Standard Instruments :

Instrument	Model	Serial No.	Cert. No.	Due Date
Waveform Generator	33210A	MY48017076	EF-0009-23	07-FEB-24
Waveform Generator	33511B	MY52302742	EF-0010-23	07-FEB-24
Digital Multimeter	33461A	MY53220104	EEL-BP 30/0266	13-FEB-24
Digital Multimeter	33461A	MY53220076	EEL-BP 29/0266	13-FEB-24
Digital Multimeter	34461A	MY60024273	EEL-BP 31/0266	14-FEB-24
Programmable Attenuator	MAT-070	62100114	EF-0011-23	08-FEB-24
Condenser Microphone	4180	2977900	AA-1001-23	14-FEB-24
Measuring Amplifier	NA-42KAI	34560495	AA-3002-23	14-FEB-24

2. This result of calibration was found accurate as shown on date and place of calibration for this calibrated item only.

3. This certificate is traceable to the international system of unit maintained at :

3.1 National Institute of Metrology (Thailand).

3.2 Thailand Institute of Scientific and Technological Research (TISTR).

QF-TS12-04-04-020664

Continuation of Calibration Certificate

Cert. No. : ACL23325
Job No. : VC67AC0011
Pages : 4 of 8

Result of calibration :

1. Absolute sensitivity

Reference Acoustic Signal (dB)	Measured Value (dB)	Deviation (dB)	Acceptance Limit (dB)
93.9 (93.98)	93.9	0.0	±0.3

2. Self-generated noise

2.1 Normal test

Measured Value (dB)
15.4

2.2 The microphone of the sound level meter was replaced by electrical signal input device.

Frequency Weighting	Measured value (dB)
A - weight	13.1
C - weight	18.8
Flat	24.6

3. Acoustical signal tests of frequency weightings

Meter free-field acoustic response at a level of 84 dB

Frequency (Hz)	Deviation from various frequency weighting response curve (dB)			
	Flat	C-weight	A-weight	Acceptance Limits
125	0.2	0.2	0.2	± 1.5
1000	0.0	0.0	0.0	± 1.0
8000	1.6	1.7	1.6	±5.0

QF-TS12-04-04-020664

Continuation of Calibration Certificate

Cert. No. : ACL23325
Job No. : VC67AC0011
Pages : 3 of 8

Summary of Measurement Result :

Parameter	Pass	Fail	Uncertainty (dB)	Maximum-permitted uncertainty of measurement (dB)
1. Absolute sensitivity	✓	-	0.2	N/A
2. Self-generated noise	✓	-	0.2	N/A
3. Acoustical signal tests of frequency weightings				
125 Hz	✓	-	0.3	0.6
1000 Hz	✓	-	0.3	0.6
8000 Hz	✓	-	0.3	0.7
4. Electrical signal tests of frequency weightings				
For 10 Hz to 4 kHz	✓	-	0.3	0.6
For > 4 kHz to 10 kHz	✓	-	0.3	0.7
For > 10 kHz to 20 kHz	-	-	-	1.0
5. Frequency and time weightings at 1 kHz	✓	-	0.2	0.2
6. Long - term stability	✓	-	0.1	0.1
7. Level linearity on the reference level range	✓	-	0.2	0.3
8. Level linearity including the level range control	✓	-	0.2	0.3
9. Tone burst response	✓	-	0.2	0.3
10. Peak C sound level	✓	-	0.2	0.35
11. Overload indication	✓	-	0.2	0.25
12. High level stability	✓	-	0.1	0.1

Note : Pass/Fail evaluation for each parameter,
will be considered together from the acceptance limit and the Maximum-permitted uncertainty of measurement.

QF-TS12-04-04-020664

Continuation of Calibration Certificate

Cert. No. : ACL23325
Job No. : VC67AC0011
Pages : 5 of 8

4. Electrical signal tests of frequency weightings

Weighting network response with relative to 1 kHz.

Frequency (Hz)	Deviation from various frequency weighting response curve (dB)			
	Flat	C-weight	A-weight	Acceptance Limits
63	0.0	0.0	-0.1	±2.0
125	0.0	0.0	0.0	±1.5
250	0.0	0.0	0.0	±1.5
500	0.0	0.0	0.0	±1.5
1000	0.0	0.0	0.0	±1.0
2000	0.0	0.0	0.0	±2.0
4000	0.0	0.0	0.0	±3.0
8000	0.0	0.1	0.1	±5.0

5. Frequency and time weightings at 1 kHz

5.1 Frequency weightings at 1 kHz

Frequency Weighting	Anticipated Value (dB)	Measured Value (dB)	Deviated Value (dB)	Acceptance Limits (dB)
A - weight	94.0	94.0	0.0	± 0.2
C - weight	94.0	94.0	0.0	± 0.2
Flat	94.0	94.0	0.0	± 0.2

5.2 Time weighting at 1 kHz

Frequency Weighting	Anticipated Value (dB)	Measured Value (dB)	Deviated Value (dB)	Acceptance Limits (dB)
Fast	94.0	94.0	0.0	± 0.1
Slow	94.0	94.0	0.0	± 0.1
Leq	94.0	94.0	0.0	± 0.1

6. Long - term stability

Frequency Weighting	SLM Display at initial (dB)	SLM Display at final (dB)	Deviated Value (dB)	Acceptance Limits (dB)
A - weight	94.0	94.0	0.0	± 0.3

QF-TS12-04-04-020664

Cert. No. : ACL23325
Job No. : VC67AC0011
Pages : 6 of 8

7. Level linearity on the reference level range

Anticipated Value (dB)	Measured Value (dB)	Deviated Value (dB)	Acceptance Limits (dB)
137.0	137.0	0.0	±1.1
136.0	136.0	0.0	±1.1
135.0	135.0	0.0	±1.1
134.0	134.0	0.0	±1.1
133.0	133.0	0.0	±1.1
132.0	132.0	0.0	±1.1
131.0	131.0	0.0	±1.1
129.0	129.0	0.0	±1.1
124.0	124.0	0.0	±1.1
119.0	119.0	0.0	±1.1
114.0	114.0	0.0	±1.1
109.0	109.0	0.0	±1.1
104.0	104.0	0.0	±1.1
99.0	99.0	0.0	±1.1
94.0	94.0	0.0	±1.1
89.0	89.0	0.0	±1.1
84.0	84.0	0.0	±1.1
79.0	79.0	0.0	±1.1
74.0	74.0	0.0	±1.1
69.0	69.0	0.0	±1.1
64.0	64.0	0.0	±1.1
59.0	59.0	0.0	±1.1
54.0	53.9	-0.1	±1.1
49.0	49.0	0.0	±1.1
44.0	43.9	-0.1	±1.1
39.0	38.9	-0.1	±1.1
34.0	33.9	-0.1	±1.1
30.0	29.9	-0.1	±1.1
29.0	28.9	-0.1	±1.1
28.0	27.9	-0.1	±1.1
27.0	26.9	-0.1	±1.1
26.0	25.9	-0.1	±1.1
25.0	24.8	-0.2	±1.1

QF-TS12-04-04-020664

T. Petchur

Cert. No. : ACL23325
Job No. : VC67AC0011
Pages : 8 of 8

11. Overload indication

Measured value (dB)		Deviated Value (dB)	Acceptance Limits (dB)
Positive one-half cycle	Negative one-half cycle		
89.6	89.6	0.0	±1.5

12. High level stability

Frequency Weighting	SLM Display at initial (dB)	SLM Display at final (dB)	Deviated Value (dB)	Acceptance Limits (dB)
A-weight	137.0	137.0	0.0	±0.3

The reported uncertainty is based on a standard uncertainty multiplied by coverage factor $k = 2$ or any value following calculation, providing a level of confidence of approximately 95 %

End of Calibration Certificate

QF-TS12-04-04-020664

T. Petchur

Cert. No. : ACL23325
Job No. : VC67AC0011
Pages : 7 of 8

8. Level linearity including the level range control

Range	Anticipated Value (dB)	Measured Value (dB)	Deviated Value (dB)	Acceptance Limits (dB)
Auto	94.0	94.0	0.0	±1.1

9. Tone burst response

Time Weighting	Tone burst duration, Tb (ms)	Cycle	Anticipated Value (dB)	Measured Value (dB)	Deviated Value (dB)	Acceptance Limits (dB)
Fast	0.25	1	108.0	107.9	-0.1	1.5 ; -5.0
	2	8	117.0	117.0	0.0	1.0 ; -2.5
	200	800	134.0	134.0	0.0	±1.0
Slow	2	8	108.0	108.0	0.0	1.5 ; -5.0
	200	800	127.6	127.6	0.0	±1.0
	0.25	1	99.0	98.9	-0.1	1.5 ; -5.0
SEL	2	8	108.0	108.0	0.0	1.0 ; -2.5
	200	800	128.0	128.0	0.0	±1.0

10. Peak C sound level

Number of cycle in test signal	Anticipated Value (dB)	Measured Value, Lepeak (dB)	Deviated Value (dB)	Acceptance Limits (dB)
Continuous	133.0	133.0	0.0	±3.0
One	136.4	136.1	-0.3	±3.0

Number of cycle in test signal	Anticipated Value (dB)	Measured Value (dB)	Deviated Value (dB)	Acceptance Limits (dB)
Continuous	133.0	133.0	0.0	±2.0
Positive half cycle	135.4	135.2	-0.2	±2.0
Negative half cycle	135.4	135.2	-0.2	±2.0

QF-TS12-04-04-020664

T. Petchur

459/459/1 Siririthorn Road, Bangjoornua, Bangkok, 10700 Thailand
Tel. +66 2433 8331 Email : calibration@sithiporn.comCert. No. : ACL24007
Pages : 1 of 8

Calibration Certificate

Equipment : SOUND LEVEL METER
Manufacturer : RION
Model : NL-42 / Microphone UC-52 / Preampifier NH-24
Serial No.: 01173609 / 172170 / 74021
ID No.: RYG_FS0388

Condition As Found : GOOD

Customer : ALS LABORATORY GROUP (THAILAND) CO., LTD.
104 PHATTHANAKAN 40, PHATTHANAKAN ROAD,
KHWAENG PHATTEANAKAN, KHET SUAN LUANG,
BANGKOK, 10250 THAILAND.

Location :
Ambient Temperature : (23.0 ± 3) °C
Pressure : (101.3 ± 3) kPa
Relative Humidity : (50.0 ± 20) %

Received Date : 19 DECEMBER 2023
Calibration Date : 05-08 JANUARY 2024
Date of Issue : 09 JANUARY 2024

Calibrated by : Nathakorn Pisutpaisan

Approved by :

T. Petchur
(Thanakul Petchurai)

This certificate is issued in accordance with the requirements of ISO/IEC 17025 standard, may not be reproduced other than in full, except with the prior written approval of the head of Calibration Laboratory.

SITHIPORN ASSOCIATES CO., LTD.
CALIBRATION LABORATORY

451-451/1 Sirinthorn Road, Bangbunru, Bangplud, Bangkok, 10700 Thailand
Tel. +66 2433 8331 Email : calibration@sithiphorn.com



Cert. No. : ACL24007
Job No. : VC67AC0044
Pages : 2 of 8

Calibration Procedure : CP-AC-01

Calibration Method :

This equipment was calibrated by follow on IEC-61672-3 (2013) Standard for sound level meter (SLM).
The SLM had tests to Acoustical and Electrical signal tests of frequency weighting with Anechoic chamber and Reference Standard Instruments.
For tests results of each items were made by observation of each Instruments display and also with SLM's display.

Condition of this result of calibration :

1. Reference Standard Instruments :

Instrument	Model	Serial No.	Cert. No.	Due Date
Waveform Generator	33210A	MY48017076	EF-0009-23	07-FEB-24
Waveform Generator	33511B	MY52302742	EF-0010-23	07-FEB-24
Digital Multimeter	33461A	MY53220104	EEL-BP 30/0266	13-FEB-24
Digital Multimeter	33461A	MY53220076	EEL-BP 29/0266	13-FEB-24
Digital Multimeter	34461A	MY60024273	EEL-BP 31/0266	14-FEB-24
Programmable Attenuator	MAT-1070	62100114	EF-0011-23	08-FEB-24
Condenser Microphone	4180	2977900	AA-1001-23	14-FEB-24
Measuring Amplifier	NA-42KAI	34560495	AA-3002-23	14-FEB-24

2. This result of calibration was found accurate as shown on date and place of calibration for this calibrated item only.

3. This certificate is traceable to the international system of unit maintained at :

- 3.1 National Institute of Metrology (Thailand).
- 3.2 Thailand Institute of Scientific and Technological Research (TISTR).

T. Petch.

SITHIPORN ASSOCIATES CO., LTD.
CALIBRATION LABORATORY

451-451/1 Sirinthorn Road, Bangbunru, Bangplud, Bangkok, 10700 Thailand
Tel. +66 2433 8331 Email : calibration@sithiphorn.com



Cert. No. : ACL24007
Job No. : VC67AC0044
Pages : 4 of 8

Result of calibration :

1. Absolute sensitivity

Reference Acoustic Signal (dB)	Measured Value (dB)	Deviation (dB)	Acceptance Limit (dB)
93.9 (93.98)	93.9	0.0	±0.3

2. Self-generated noise

2.1 Normal test

Measured Value (dB)
15.1

2.2 The microphone of the sound level meter was replaced by electrical signal input device.

Frequency Weighting	Measured value (dB)
A - weight	13.4
C - weight	19.9
Flat	25.3

3. Acoustical signal tests of frequency weightings

Meter free-field acoustic response at a level of 84 dB

Frequency (Hz)	Deviation from various frequency weighting response curve (dB)			
	Flat	C-weight	A-weight	Acceptance Limits
125	0.3	0.3	0.3	±1.5
1000	0.1	0.1	0.1	±1.0
8000	0.8	0.9	0.9	±5.0

T. Petch.

SITHIPORN ASSOCIATES CO., LTD.
CALIBRATION LABORATORY

451-451/1 Sirinthorn Road, Bangbunru, Bangplud, Bangkok, 10700 Thailand
Tel. +66 2433 8331 Email : calibration@sithiphorn.com



Cert. No. : ACL24007
Job No. : VC67AC0044
Pages : 3 of 8

Summary of Measurement Result :

Parameter	Uncertainty	Maximum-permitted
	(dB)	uncertainty of measurement (dB)
1. Absolute sensitivity	0.2	N/A
2. Self-generated noise	0.2	N/A
3. Acoustical signal tests of frequency weightings		
125 Hz	0.3	0.6
1000 Hz	0.3	0.6
8000 Hz	0.3	0.7
4. Electrical signal tests of frequency weightings		
For 10 Hz to 4 kHz	0.3	0.6
For > 4 kHz to 10 kHz	0.3	0.7
For > 10 kHz to 20 kHz	-	1.0
5. Frequency and time weightings at 1 kHz	0.2	0.2
6. Long - term stability	0.1	0.1
7. Level linearity on the reference level range	0.2	0.3
8. Level linearity including the level range control	0.2	0.3
9. Tone burst response	0.2	0.3
10. Peak C sound level	0.2	0.35
11. Overload indication	0.2	0.25
12. High level stability	0.1	0.1

T. Petch.

SITHIPORN ASSOCIATES CO., LTD.
CALIBRATION LABORATORY

451-451/1 Sirinthorn Road, Bangbunru, Bangplud, Bangkok, 10700 Thailand
Tel. +66 2433 8331 Email : calibration@sithiphorn.com



Cert. No. : ACL24007
Job No. : VC67AC0044
Pages : 5 of 8

4. Electrical signal tests of frequency weightings

Weighting network response with relative to 1 kHz.

Frequency (Hz)	Deviation from various frequency weighting response curve (dB)			
	Flat	C-weight	A-weight	Acceptance Limits
63	-0.1	-0.1	0.0	±2.0
125	0.0	0.0	0.0	±1.5
250	0.0	0.0	0.0	±1.5
500	0.0	0.0	-0.1	±1.5
1000	0.0	0.0	0.0	±1.0
2000	0.0	0.0	0.0	±2.0
4000	0.0	0.0	0.0	±3.0
8000	0.0	0.1	0.1	±5.0

5. Frequency and time weightings at 1 kHz

5.1 Frequency weightings at 1 kHz

Frequency Weighting	Anticipated Value (dB)	Measured Value (dB)	Deviated Value (dB)	Acceptance Limits (dB)
A - weight	94.0	94.0	0.0	± 0.2
C - weight	94.0	94.0	0.0	± 0.2
Flat	94.0	94.0	0.0	± 0.2

5.2 Time weighting at 1 kHz

Frequency Weighting	Anticipated Value (dB)	Measured Value (dB)	Deviated Value (dB)	Acceptance Limits (dB)
Fast	94.0	94.0	0.0	± 0.1
Slow	94.0	94.0	0.0	± 0.1
Leq	94.0	94.0	0.0	± 0.1

6. Long - term stability

Frequency Weighting	SLM Display at initial (dB)	SLM Display at final (dB)	Deviated Value (dB)	Acceptance Limits (dB)
A - weight	94.0	94.0	0.0	± 0.3

T. Petch.

SITHIPORN ASSOCIATES CO., LTD.
CALIBRATION LABORATORY

451-451/1 Sirinthorn Road, Bangbunru, Bangplud, Bangkok, 10700 Thailand
Tel. +66 2433 8331 Email : calibration@sithiporn.com

SITHIPORN
associates



Cert. No. : ACL24007
Job No. : VC67AC0044
Pages : 6 of 8

7. Level linearity on the reference level range

Anticipated Value (dB)	Measured Value (dB)	Deviated Value (dB)	Acceptance Limits (dB)
137.0	137.0	0.0	± 1.1
136.0	136.0	0.0	± 1.1
135.0	135.0	0.0	± 1.1
134.0	134.0	0.0	± 1.1
133.0	133.0	0.0	± 1.1
132.0	132.0	0.0	± 1.1
131.0	131.0	0.0	± 1.1
129.0	129.0	0.0	± 1.1
124.0	124.0	0.0	± 1.1
119.0	119.0	0.0	± 1.1
114.0	114.0	0.0	± 1.1
109.0	109.0	0.0	± 1.1
104.0	104.0	0.0	± 1.1
99.0	99.0	0.0	± 1.1
94.0	94.0	0.0	± 1.1
89.0	89.0	0.0	± 1.1
84.0	84.0	0.0	± 1.1
79.0	79.0	0.0	± 1.1
74.0	74.0	0.0	± 1.1
69.0	69.0	0.0	± 1.1
64.0	64.0	0.0	± 1.1
59.0	59.0	0.0	± 1.1
54.0	54.0	0.0	± 1.1
49.0	49.0	0.0	± 1.1
44.0	44.0	0.0	± 1.1
39.0	39.0	0.0	± 1.1
34.0	34.0	0.0	± 1.1
30.0	30.0	0.0	± 1.1
29.0	29.0	0.0	± 1.1
28.0	28.1	0.1	± 1.1
27.0	27.1	0.1	± 1.1
26.0	26.1	0.1	± 1.1
25.0	25.1	0.1	± 1.1

T. Petchur

SITHIPORN ASSOCIATES CO., LTD.
CALIBRATION LABORATORY

451-451/1 Sirinthorn Road, Bangbunru, Bangplud, Bangkok, 10700 Thailand
Tel. +66 2433 8331 Email : calibration@sithiporn.com

SITHIPORN
associates



Cert. No. : ACL24007
Job No. : VC67AC0044
Pages : 8 of 8

11. Overload indication

Measured value (dB)		Deviated Value (dB)	Acceptance Limits (dB)
Positive one-half cycle	Negative one-half cycle		
89.5	89.6	0.1	±1.5

12. High level stability

Frequency Weighting	SLM Display at initial (dB)	SLM Display at final (dB)	Deviated Value (dB)	Acceptance Limits (dB)
A-weight	137.0	137.0	0.0	±0.3

The reported uncertainty is based on a standard uncertainty multiplied by coverage factor $k = 2$ or any value following calculation, providing a level of confidence of approximately 95 %

End of Calibration Certificate

T. Petchur

SITHIPORN ASSOCIATES CO., LTD.
CALIBRATION LABORATORY

451-451/1 Sirinthorn Road, Bangbunru, Bangplud, Bangkok, 10700 Thailand
Tel. +66 2433 8331 Email : calibration@sithiporn.com

SITHIPORN
associates



Cert. No. : ACL24007
Job No. : VC67AC0044
Pages : 7 of 8

8. Level linearity including the level range control

Range	Anticipated Value (dB)	Measured Value (dB)	Deviated Value (dB)	Acceptance Limits (dB)
Auto	94.0	94.0	0.0	±1.1

9. Tone burst response

Time Weighting	Tone burst duration, Tb (ms)	Cycle	Anticipated Value (dB)	Measured Value (dB)	Deviated Value (dB)	Acceptance Limits (dB)
Fast	0.25	1	108.0	107.9	-0.1	1.5 ; -5.0
	2	8	117.0	117.0	0.0	1.0 ; -2.5
	200	800	134.0	134.0	0.0	±1.0
Slow	2	8	108.0	108.0	0.0	1.5 ; -5.0
	200	800	127.6	127.6	0.0	±1.0
SEL	0.25	1	99.0	98.9	-0.1	1.5 ; -5.0
	2	8	108.0	108.0	0.0	1.0 ; -2.5
	200	800	128.0	128.0	0.0	±1.0

10. Peak C sound level

Number of cycle in test signal	Anticipated Value (dB)	Measured Value, Lepeak (dB)	Deviated Value (dB)	Acceptance Limits (dB)
Continuous	133.0	133.0	0.0	±3.0
One	136.4	136.3	-0.1	±3.0

Number of cycle in test signal	Anticipated Value (dB)	Measured Value (dB)	Deviated Value (dB)	Acceptance Limits (dB)
Continuous	133.0	133.0	0.0	±2.0
Positive half cycle	135.4	135.2	-0.2	±2.0
Negative half cycle	135.4	135.2	-0.2	±2.0

T. Petchur

SITHIPORN ASSOCIATES CO., LTD.
CALIBRATION LABORATORY

451-451/1 Sirinthorn Road, Bangbunru, Bangplud, Bangkok, 10700 Thailand
Tel. +66 2433 8331 Email : calibration@sithiporn.com

SITHIPORN
associates



Cert. No. : ACL24008
Pages : 1 of 8

Calibration Certificate

Equipment : SOUND LEVEL METER
Manufacturer : RION
Model : NL-42 / Microphone UC-52 / Preamplifier NH-24
Serial No.: 01173610 / 143485 / 22619
ID No.: RYG_FS0389

Condition As Found : GOOD

Customer : ALS LABORATORY GROUP (THAILAND) CO., LTD.
104 PHATTHANAKAN 40, PHATTHANAKAN ROAD,
KHWAENG PHATTHANAKAN, KHET SUAN LUANG,
BANGKOK, 10250 THAILAND.

Location : -
Ambient Temperature : (23.0 ± 3) °C
Pressure : (101.3 ± 3) kPa
Relative Humidity : (50.0 ± 20) %

Received Date : 19 DECEMBER 2023
Calibration Date : 05-08 JANUARY 2024
Date of Issue : 09 JANUARY 2024

Calibrated by : Nathakorn Pisutpaisan

Approved by : T. Petchur
(Thanakul Petchurai)

This certificate is issued in accordance with the requirements of ISO/IEC 17025 standard, may not be reproduced other than in full, except with the prior written approval of the head of Calibration Laboratory.

SITHIPORN ASSOCIATES CO., LTD.
CALIBRATION LABORATORY

451-451/1 Sirinthorn Road, Bangbunru, Bangplud, Bangkok, 10700 Thailand
Tel. +66 2433 8331 Email : calibration@sithiphorn.com



Cert. No. : ACL24008
Job No. : VC67AC0044
Pages : 2 of 8

Calibration Procedure : CP-AC-01

Calibration Method :

This equipment was calibrated by follow on IEC-61672-3 (2013) Standard for sound level meter (SLM).

The SLM had tests to Acoustical and Electrical signal tests of frequency weighting with Anechoic chamber and Reference Standard Instruments.

For tests results of each items were made by observation of each Instruments display and also with SLM's display.

Condition of this result of calibration :

1. Reference Standard Instruments :

Instrument	Model	Serial No.	Cert. No.	Due Date
Waveform Generator	33210A	MY48017076	EF-0009-23	07-FEB-24
Waveform Generator	33511B	MY52302742	EF-0010-23	07-FEB-24
Digital Multimeter	33461A	MY53220104	EEL.BP 30/0266	13-FEB-24
Digital Multimeter	33461A	MY53220076	EEL.BP 29/0266	13-FEB-24
Digital Multimeter	34461A	MY60024273	EEL.BP 31/0266	14-FEB-24
Programmable Attenuator	MAT-1070	62100114	EF-0011-23	08-FEB-24
Condenser Microphone	4180	2977900	AA-1001-23	14-FEB-24
Measuring Amplifier	NA-42KA1	34560495	AA-3002-23	14-FEB-24

2. This result of calibration was found accurate as shown on date and place of calibration for this calibrated item only.

3. This certificate is traceable to the international system of unit maintained at :

3.1 National Institute of Metrology (Thailand).

3.2 Thailand Institute of Scientific and Technological Research (TISTR).

T. Petch.

SITHIPORN ASSOCIATES CO., LTD.
CALIBRATION LABORATORY

451-451/1 Sirinthorn Road, Bangbunru, Bangplud, Bangkok, 10700 Thailand
Tel. +66 2433 8331 Email : calibration@sithiphorn.com



Cert. No. : ACL24008
Job No. : VC67AC0044
Pages : 4 of 8

Result of calibration :

1. Absolute sensitivity

Reference Acoustic Signal (dB)	Measured Value (dB)	Deviation (dB)	Acceptance Limit (dB)
93.9 (93.98)	93.9	0.0	±0.3

2. Self-generated noise

2.1 Normal test

Measured Value (dB)
18.6

2.2 The microphone of the sound level meter was replaced by electrical signal input device.

Frequency Weighting	Measured value (dB)
A - weight	16.2
C - weight	22.1
Flat	28.0

3. Acoustical signal tests of frequency weightings

Meter free-field acoustic response at a level of 84 dB

Frequency (Hz)	Deviation from various frequency weighting response curve (dB)			
	Flat	C-weight	A-weight	Acceptance Limits
125	0.4	0.5	0.5	± 1.5
1000	0.0	0.0	0.0	± 1.0
8000	0.5	0.5	0.6	±5.0

T. Petch.

SITHIPORN ASSOCIATES CO., LTD.
CALIBRATION LABORATORY

451-451/1 Sirinthorn Road, Bangbunru, Bangplud, Bangkok, 10700 Thailand
Tel. +66 2433 8331 Email : calibration@sithiphorn.com



Cert. No. : ACL24008
Job No. : VC67AC0044
Pages : 3 of 8

Summary of Measurement Result :

Parameter	Uncertainty (dB)	Maximum-permitted
		uncertainty of measurement (dB)
1. Absolute sensitivity	0.2	N/A
2. Self-generated noise	0.2	N/A
3. Acoustical signal tests of frequency weightings		
125 Hz	0.3	0.6
1000 Hz	0.3	0.6
8000 Hz	0.3	0.7
4. Electrical signal tests of frequency weightings		
For 10 Hz to 4 kHz	0.3	0.6
For > 4 kHz to 10 kHz	0.3	0.7
For > 10 kHz to 20 kHz	-	1.0
5. Frequency and time weightings at 1 kHz	0.2	0.2
6. Long - term stability	0.1	0.1
7. Level linearity on the reference level range	0.2	0.3
8. Level linearity including the level range control	0.2	0.3
9. Tone burst response	0.2	0.3
10. Peak C sound level	0.2	0.35
11. Overload indication	0.2	0.25
12. High level stability	0.1	0.1

T. Petch.

SITHIPORN ASSOCIATES CO., LTD.
CALIBRATION LABORATORY

451-451/1 Sirinthorn Road, Bangbunru, Bangplud, Bangkok, 10700 Thailand
Tel. +66 2433 8331 Email : calibration@sithiphorn.com



Cert. No. : ACL24008
Job No. : VC67AC0044
Pages : 5 of 8

4. Electrical signal tests of frequency weightings

Weighting network response with relative to 1 kHz.

Frequency (Hz)	Deviation from various frequency weighting response curve (dB)			
	Flat	C-weight	A-weight	Acceptance Limits
63	-0.1	0.0	0.0	±2.0
125	0.0	0.0	0.0	±1.5
250	0.0	0.0	0.0	±1.5
500	0.0	0.0	0.0	±1.5
1000	0.0	0.0	0.0	±1.0
2000	0.0	0.0	0.0	±2.0
4000	0.0	0.0	0.0	±3.0
8000	0.0	0.1	0.1	±5.0

5. Frequency and time weightings at 1 kHz

5.1 Frequency weightings at 1 kHz

Frequency Weighting	Anticipated Value (dB)	Measured Value (dB)	Deviated Value (dB)	Acceptance Limits (dB)
A - weight	94.0	94.0	0.0	± 0.2
C - weight	94.0	94.0	0.0	± 0.2
Flat	94.0	94.0	0.0	± 0.2

5.2 Time weighting at 1 kHz

Frequency Weighting	Anticipated Value (dB)	Measured Value (dB)	Deviated Value (dB)	Acceptance Limits (dB)
Fast	94.0	94.0	0.0	± 0.1
Slow	94.0	94.0	0.0	± 0.1
Leq	94.0	94.0	0.0	± 0.1

6. Long - term stability

Frequency Weighting	SLM Display at initial (dB)	SLM Display at final (dB)	Deviated Value (dB)	Acceptance Limits (dB)
A - weight	94.0	94.0	0.0	± 0.3

T. Petch.

SITHIPORN ASSOCIATES CO., LTD.
CALIBRATION LABORATORY

451-451/1 Sirinthorn Road, Bangbunru, Bangplud, Bangkok, 10700 Thailand
Tel: +66 2433 8331 Email: calibration@sithiporn.com



Cert. No. : ACL24008
Job No. : VC67AC0044
Pages : 6 of 8

7. Level linearity on the reference level range

Anticipated Value (dB)	Measured Value (dB)	Deviated Value (dB)	Acceptance Limits (dB)
137.0	137.0	0.0	± 1.1
136.0	136.0	0.0	± 1.1
135.0	135.0	0.0	± 1.1
134.0	134.0	0.0	± 1.1
133.0	133.0	0.0	± 1.1
132.0	132.0	0.0	± 1.1
131.0	131.0	0.0	± 1.1
129.0	129.0	0.0	± 1.1
124.0	124.0	0.0	± 1.1
119.0	119.0	0.0	± 1.1
114.0	114.0	0.0	± 1.1
109.0	109.0	0.0	± 1.1
104.0	104.0	0.0	± 1.1
99.0	99.0	0.0	± 1.1
94.0	94.0	0.0	± 1.1
89.0	89.1	0.1	± 1.1
84.0	84.1	0.1	± 1.1
79.0	79.1	0.1	± 1.1
74.0	74.1	0.1	± 1.1
69.0	69.1	0.1	± 1.1
64.0	64.0	0.0	± 1.1
59.0	59.1	0.1	± 1.1
54.0	54.0	0.0	± 1.1
49.0	49.0	0.0	± 1.1
44.0	44.0	0.0	± 1.1
39.0	39.0	0.0	± 1.1
34.0	34.1	0.1	± 1.1
30.0	30.1	0.1	± 1.1
29.0	29.1	0.1	± 1.1
28.0	28.2	0.2	± 1.1
27.0	27.4	0.4	± 1.1
26.0	26.3	0.3	± 1.1
25.0	25.4	0.4	± 1.1

T. Petchur

SITHIPORN ASSOCIATES CO., LTD.
CALIBRATION LABORATORY

451-451/1 Sirinthorn Road, Bangbunru, Bangplud, Bangkok, 10700 Thailand
Tel: +66 2433 8331 Email: calibration@sithiporn.com



Cert. No. : ACL24008
Job No. : VC67AC0044
Pages : 8 of 8

11. Overload indication

Measured value (dB)		Deviated Value (dB)	Acceptance Limits (dB)
Positive one-half cycle	Negative one-half cycle		
89.7	89.6	-0.1	±1.5

12. High level stability

Frequency Weighting	SLM Display at initial (dB)	SLM Display at final (dB)	Deviated Value (dB)	Acceptance Limits (dB)
A-weight	137.0	137.0	0.0	±0.3

The reported uncertainty is based on a standard uncertainty multiplied by coverage factor $k = 2$ or any value following calculation, providing a level of confidence of approximately 95 %

End of Calibration Certificate

T. Petchur

SITHIPORN ASSOCIATES CO., LTD.
CALIBRATION LABORATORY

451-451/1 Sirinthorn Road, Bangbunru, Bangplud, Bangkok, 10700 Thailand
Tel: +66 2433 8331 Email: calibration@sithiporn.com



Cert. No. : ACL24008
Job No. : VC67AC0044
Pages : 7 of 8

8. Level linearity including the level range control

Range	Anticipated Value (dB)	Measured Value (dB)	Deviated Value (dB)	Acceptance Limits (dB)
Auto	94.0	94.0	0.0	±1.1

9. Tone burst response

Time Weighting	Tone burst duration, Tb (ms)	Cycle	Anticipated Value (dB)	Measured Value (dB)	Deviated Value (dB)	Acceptance Limits (dB)
Fast	0.25	1	108.0	107.9	-0.1	1.5 ; -5.0
	2	8	117.0	117.0	0.0	1.0 ; -2.5
	200	800	134.0	134.0	0.0	±1.0
Slow	2	8	108.0	108.0	0.0	1.5 ; -5.0
	200	800	127.6	127.6	0.0	±1.0
	0.25	1	99.0	98.9	-0.1	1.5 ; -5.0
SEL	2	8	108.0	108.0	0.0	1.0 ; -2.5
	200	800	128.0	128.0	0.0	±1.0

10. Peak C sound level

Number of cycle in test signal	Anticipated Value (dB)	Measured Value, Lcpeak (dB)	Deviated Value (dB)	Acceptance Limits (dB)
Continuous	133.0	133.0	0.0	±3.0
One	136.4	135.7	-0.7	±3.0

Number of cycle in test signal	Anticipated Value (dB)	Measured Value (dB)	Deviated Value (dB)	Acceptance Limits (dB)
Continuous	133.0	133.0	0.0	±2.0
Positive half cycle	135.4	135.2	-0.2	±2.0
Negative half cycle	135.4	135.2	-0.2	±2.0

T. Petchur

SITHIPORN ASSOCIATES CO., LTD.
CALIBRATION LABORATORY

451-451/1 Sirinthorn Rd, Bangbunru, Bangplud Bangkok 10700 THAILAND.
Tel: 0-2435-8800 Fax: 0-2433-1679 e-mail: center@sithiporn.com http://www.sithiporn.com



Cert. No. : ACL23348
Pages : 1 of 8

Calibration Certificate

Equipment : SOUND LEVEL METER
Manufacturer : RION
Model : NL-42 / Microphone UC-52 / Preamplifier NH-24
Serial No. : 01173611 / 172173 / 74023
ID No. : RYG_FS0390

Condition As Found : GOOD

Customer : ALS LABORATORY GROUP (THAILAND) CO., LTD.
104 PHATTHANAKAN 40, PHATTHANAKAN ROAD,
KHWAENG PHATTHANAKAN, KHET SUAN LUANG,
BANGKOK, 10250 THAILAND.

Location : -
Ambient Temperature : (23.0 ± 3) °C
Pressure : (101.3 ± 3) kPa
Relative Humidity : (50.0 ± 20) %

Received Date : 01 NOVEMBER 2023
Calibration Date : 07-08 NOVEMBER 2023
Date of Issue : 14 NOVEMBER 2023

Calibrated by : Nathakorn Pisutpaisan

Approved by :

T. Petchur
(Thanakul Petchurai)

This certificate is issued in accordance with the requirements of ISO/IEC 17025 standard, may not be reproduced other than in full, except with the prior written approval of the head of Calibration Laboratory.

Continuation of Calibration Certificate

Cert. No. : ACL23348
Job No. : VC67AC0023
Pages : 2 of 8

Calibration Procedure : CP-AC-01

Calibration Method :

This equipment was calibrated by based on IEC-61672-3 (2013) Standard for sound level meter (SLM).
The SLM had tests to Acoustical and Electrical signal tests of frequency weighting with Anechoic chamber and Reference Standard Instruments.

For tests results of each items were made by observation of each Instruments display and also with SLM's display.

Condition of this result of calibration :

1. Reference Standard Instruments :

Instrument	Model	Serial No.	Cert. No.	Due Date
Waveform Generator	33210A	MY48017076	EF-0009-23	07-FEB-24
Waveform Generator	33511B	MY52302742	EF-0010-23	07-FEB-24
Digital Multimeter	33461A	MY53220104	EEL.BP 30/0266	13-FEB-24
Digital Multimeter	33461A	MY53220076	EEL.BP 29/0266	13-FEB-24
Digital Multimeter	34461A	MY60024273	EEL.BP 31/0266	14-FEB-24
Programmable Attenuator	MAT-1070	62100114	EF-0011-23	08-FEB-24
Condenser Microphone	4180	2977900	AA-1001-23	14-FEB-24
Measuring Amplifier	NA-42CAI	34560495	AA-3002-23	14-FEB-24

2. This result of calibration was found accurate as shown on date and place of calibration for this calibrated item only.

3. This certificate is traceable to the international system of unit maintained at :

3.1 National Institute of Metrology (Thailand).

3.2 Thailand Institute of Scientific and Technological Research (TISTR).

QF-TS12-04-04-020664

T. Petch

Continuation of Calibration Certificate

Cert. No. : ACL23348
Job No. : VC67AC0023
Pages : 4 of 8

Result of calibration :

1. Absolute sensitivity

Reference Acoustic Signal (dB)	Measured Value (dB)	Deviation (dB)	Acceptance Limit (dB)
93.9 (93.98)	93.9	0.0	±0.3

2. Self-generated noise

2.1 Normal test

Measured Value (dB)
16.9

2.2 The microphone of the sound level meter was replaced by electrical signal input device.

Frequency Weighting	Measured value (dB)
A - weight	14.8
C - weight	20.7
Flat	26.6

3. Acoustical signal tests of frequency weightings

Meter free-field acoustic response at a level of 84 dB

Frequency (Hz)	Deviation from various frequency weighting response curve (dB)			
	Flat	C-weight	A-weight	Acceptance Limits
125	0.6	0.7	0.6	± 1.5
1000	-0.1	-0.1	-0.1	± 1.0
8000	1.5	1.6	1.7	±5.0

QF-TS12-04-04-020664

T. Petch

Continuation of Calibration Certificate

Cert. No. : ACL23348
Job No. : VC67AC0023
Pages : 3 of 8

Summary of Measurement Result :

Parameter	Pass	Fail	Uncertainty (dB)	Maximum-permitted uncertainty of measurement (dB)
1. Absolute sensitivity	✓	-	0.2	N/A
2. Self-generated noise	✓	-	0.2	N/A
3. Acoustical signal tests of frequency weightings				
125 Hz	✓	-	0.3	0.6
1000 Hz	✓	-	0.3	0.6
8000 Hz	✓	-	0.3	0.7
4. Electrical signal tests of frequency weightings				
For 10 Hz to 4 kHz	✓	-	0.3	0.6
For > 4 kHz to 10 kHz	✓	-	0.3	0.7
For > 10 kHz to 20 kHz	-	-	-	1.0
5. Frequency and time weightings at 1 kHz	✓	-	0.2	0.2
6. Long - term stability	✓	-	0.1	0.1
7. Level linearity on the reference level range	✓	-	0.2	0.3
8. Level linearity including the level range control	✓	-	0.2	0.3
9. Tone burst response	✓	-	0.2	0.3
10. Peak C sound level	✓	-	0.2	0.35
11. Overload indication	✓	-	0.2	0.25
12. High level stability	✓	-	0.1	0.1

Note : Pass/Fail evaluation for each parameter,
will be considered together from the acceptance limit and the Maximum-permitted uncertainty of measurement.

QF-TS12-04-04-020664

T. Petch

Continuation of Calibration Certificate

Cert. No. : ACL23348
Job No. : VC67AC0023
Pages : 5 of 8

4. Electrical signal tests of frequency weightings

Weighting network response with relative to 1 kHz.

Frequency (Hz)	Deviation from various frequency weighting response curve (dB)			
	Flat	C-weight	A-weight	Acceptance Limits
63	-0.1	-0.1	-0.1	±2.0
125	0.0	0.0	-0.1	±1.5
250	0.0	-0.1	-0.1	±1.5
500	0.0	0.0	-0.1	±1.5
1000	0.0	0.0	0.0	±1.0
2000	0.0	0.0	0.0	±2.0
4000	0.0	0.0	0.0	±3.0
8000	0.0	0.0	0.0	±5.0

5. Frequency and time weightings at 1 kHz

5.1 Frequency weightings at 1 kHz

Frequency Weighting	Anticipated Value (dB)	Measured Value (dB)	Deviated Value (dB)	Acceptance Limits (dB)
A - weight	94.0	94.0	0.0	± 0.2
C - weight	94.0	94.0	0.0	± 0.2
Flat	94.0	94.0	0.0	± 0.2

5.2 Time weighting at 1 kHz

Frequency Weighting	Anticipated Value (dB)	Measured Value (dB)	Deviated Value (dB)	Acceptance Limits (dB)
Fast	94.0	94.0	0.0	± 0.1
Slow	94.0	94.0	0.0	± 0.1
Leq	94.0	94.0	0.0	± 0.1

6. Long - term stability

Frequency Weighting	SLM Display at Initial (dB)	SLM Display at final (dB)	Deviated Value (dB)	Acceptance Limits (dB)
A - weight	94.0	94.0	0.0	± 0.3

QF-TS12-04-04-020664

T. Petch

Continuation of Calibration Certificate

Cert. No. : ACL23348
Job No. : VC67AC0023
Pages : 6 of 8

7. Level linearity on the reference level range

Anticipated Value (dB)	Measured Value (dB)	Deviated Value (dB)	Acceptance Limits (dB)
137.0	137.1	0.1	±1.1
136.0	136.1	0.1	±1.1
135.0	135.1	0.1	±1.1
134.0	134.1	0.1	±1.1
133.0	133.0	0.0	±1.1
132.0	132.0	0.0	±1.1
131.0	131.0	0.0	±1.1
129.0	129.1	0.1	±1.1
124.0	124.0	0.0	±1.1
119.0	119.1	0.1	±1.1
114.0	114.1	0.1	±1.1
109.0	109.1	0.1	±1.1
104.0	104.1	0.1	±1.1
99.0	99.0	0.0	±1.1
94.0	94.0	0.0	±1.1
89.0	89.0	0.0	±1.1
84.0	84.0	0.0	±1.1
79.0	79.0	0.0	±1.1
74.0	74.0	0.0	±1.1
69.0	69.0	0.0	±1.1
64.0	64.0	0.0	±1.1
59.0	59.0	0.0	±1.1
54.0	54.0	0.0	±1.1
49.0	49.0	0.0	±1.1
44.0	44.0	0.0	±1.1
39.0	39.0	0.0	±1.1
34.0	34.0	0.0	±1.1
30.0	29.9	-0.1	±1.1
29.0	28.9	-0.1	±1.1
28.0	28.0	0.0	±1.1
27.0	26.9	-0.1	±1.1
26.0	25.9	-0.1	±1.1
25.0	24.9	-0.1	±1.1

QF-TS12-04-04-020664

T. Petchur

Continuation of Calibration Certificate

Cert. No. : ACL23348
Job No. : VC67AC0023
Pages : 8 of 8

11. Overload indication

Measured value (dB)		Deviated Value (dB)	Acceptance Limits (dB)
Positive one-half cycle	Negative one-half cycle		
89.6	89.5	-0.1	±1.5

12. High level stability

Frequency Weighting	SLM Display at initial (dB)	SLM Display at final (dB)	Deviated Value (dB)	Acceptance Limits (dB)
A-weight	137.0	137.0	0.0	±0.3

The reported uncertainty is based on a standard uncertainty multiplied by coverage factor $k = 2$ or any value following calculation, providing a level of confidence of approximately 95 %

End of Calibration Certificate

QF-TS12-04-04-020664

T. Petchur

Continuation of Calibration Certificate

Cert. No. : ACL23348
Job No. : VC67AC0023
Pages : 7 of 8

8. Level linearity including the level range control

Range	Anticipated Value (dB)	Measured Value (dB)	Deviated Value (dB)	Acceptance Limits (dB)
Auto	94.0	94.0	0.0	±1.1

9. Tone burst response

Time Weighting	Tone burst duration, Tb (ms)	Cycle	Anticipated Value (dB)	Measured Value (dB)	Deviated Value (dB)	Acceptance Limits (dB)
Fast	0.25	1	108.0	107.9	-0.1	1.5; -5.0
	2	8	117.0	116.9	-0.1	1.0; -2.5
	200	800	134.0	134.0	0.0	±1.0
Slow	2	8	108.0	108.0	0.0	1.5; -5.0
	200	800	127.6	127.6	0.0	±1.0
SEL	0.25	1	99.0	98.8	-0.2	1.5; -5.0
	2	8	108.0	108.0	0.0	1.0; -2.5
	200	800	128.0	128.0	0.0	±1.0

10. Peak C sound level

Number of cycle in test signal	Anticipated Value (dB)	Measured Value, L _{peak} (dB)	Deviated Value (dB)	Acceptance Limits (dB)
Continuous	133.0	133.0	0.0	±3.0
One	136.4	136.4	0.0	±3.0

Number of cycle in test signal	Anticipated Value (dB)	Measured Value (dB)	Deviated Value (dB)	Acceptance Limits (dB)
Continuous	133.0	133.0	0.0	±2.0
Positive half cycle	135.4	135.1	-0.3	±2.0
Negative half cycle	135.4	135.1	-0.3	±2.0

QF-TS12-04-04-020664

T. Petchur

451-451/1 Sirinthorn Rd, Bangbunru, Bangplud Bangkok 10700 THAILAND.
Tel:0-2435-8800 Fax:0-2433-1679 e-mail:cal-center@sithiporn.com http://www.sithiporn.com



Cert. No. : ACL23320
Pages : 1 of 8

Calibration Certificate

Equipment : SOUND LEVEL METER
Manufacturer : RION
Model : NL-42/ Microphone UC-52 / Preamplifier NH-24
Serial No.: 00597167 / 179118 / 87525
ID No.: RYG_FS0437

Condition As Found : GOOD

Customer : ALS LABORATORY GROUP (THAILAND) CO., LTD.
104 PHATTHANAKAN 40, PHATTHANAKAN ROAD,
KHWAENG PHATTHANAKAN, KHET SUAN LUANG,
BANGKOK, 10250 THAILAND.

Location : -
Ambient Temperature : (23.0 ± 3) °C
Pressure : (101.3 ± 3) kPa
Relative Humidity : (50.0 ± 20) %

Received Date : 11 OCTOBER 2023
Calibration Date : 19-20 OCTOBER 2023
Date of Issue : 24 OCTOBER 2023

Calibrated by : Nathakorn Pisutpaisan

Approved by :

T. Petchur
(Thanakul Petchurai)

This certificate is issued in accordance with the requirements of ISO/IEC 17025 standard, may not be reproduced other than in full, except with the prior written approval of the head of Calibration Laboratory.

QF-TS12-04-04-020664

Continuation of Calibration Certificate

Cert. No. : ACL23320
Job No. : VC67AC0011
Pages : 2 of 8

Calibration Procedure : CP-AC-01

Calibration Method :

This equipment was calibrated by based on IEC-61672-3 (2013) Standard for sound level meter (SLM).
The SLM had tests to Acoustical and Electrical signal tests of frequency weighting with Anechoic chamber and Reference Standard Instruments.
For tests results of each items were made by observation of each Instruments display and also with SLM's display.

Condition of this result of calibration :

1. Reference Standard Instruments :

Instrument	Model	Serial No.	Cert. No.	Due Date
Waveform Generator	33210A	MY48017076	EF-0009-23	07-FEB-24
Waveform Generator	33511B	MY52302742	EF-0010-23	07-FEB-24
Digital Multimeter	33461A	MY53220104	EEL-BP 30/0266	13-FEB-24
Digital Multimeter	33461A	MY53220076	EEL-BP 29/0266	13-FEB-24
Digital Multimeter	34461A	MY60024273	EEL-BP 31/0266	14-FEB-24
Programmable Attenuator	MAT-1070	62100114	EF-0011-23	08-FEB-24
Condenser Microphone	4180	2977900	AA-1001-23	14-FEB-24
Measuring Amplifier	NA-42KAI	34560495	AA-3002-23	14-FEB-24

2. This result of calibration was found accurate as shown on date and place of calibration for this calibrated item only.

3. This certificate is traceable to the international system of unit maintained at :

3.1 National Institute of Metrology (Thailand).

3.2 Thailand Institute of Scientific and Technological Research (TISTR).

QF-TS12-04-04-020664

T. Peth.

Continuation of Calibration Certificate

Cert. No. : ACL23320
Job No. : VC67AC0011
Pages : 4 of 8

Result of calibration :

1. Absolute sensitivity

Reference Acoustic Signal (dB)	Measured Value (dB)	Deviation (dB)	Acceptance Limit (dB)
93.9 (93.98)	93.9	0.0	±0.3

2. Self-generated noise

2.1 Normal test

Measured Value (dB)
14.6

2.2 The microphone of the sound level meter was replaced by electrical signal input device.

Frequency Weighting	Measured value (dB)
A - weight	11.2
C - weight	17.5
Flat	23.1

3. Acoustical signal tests of frequency weightings

Meter free-field acoustic response at a level of 84 dB

Frequency (Hz)	Deviation from various frequency weighting response curve (dB)			Acceptance Limits
	Flat	C-weight	A-weight	
125	0.2	0.2	0.2	± 1.5
1000	0.0	0.0	0.0	± 1.0
8000	1.3	1.4	1.4	±5.0

QF-TS12-04-04-020664

T. Peth.

Continuation of Calibration Certificate

Cert. No. : ACL23320
Job No. : VC67AC0011
Pages : 3 of 8

Summary of Measurement Result :

Parameter	Pass	Fail	Uncertainty (dB)	Maximum-permitted uncertainty of measurement (dB)
1. Absolute sensitivity	✓	-	0.2	N/A
2. Self-generated noise	✓	-	0.2	N/A
3. Acoustical signal tests of frequency weightings				
125 Hz	✓	-	0.3	0.6
1000 Hz	✓	-	0.3	0.6
8000 Hz	✓	-	0.3	0.7
4. Electrical signal tests of frequency weightings				
For 10 Hz to 4 kHz	✓	-	0.3	0.6
For > 4 kHz to 10 kHz	✓	-	0.3	0.7
For > 10 kHz to 20 kHz	-	-	-	1.0
5. Frequency and time weightings at 1 kHz	✓	-	0.2	0.2
6. Long - term stability	✓	-	0.1	0.1
7. Level linearity on the reference level range	✓	-	0.2	0.3
8. Level linearity including the level range control	✓	-	0.2	0.3
9. Tone burst response	✓	-	0.2	0.3
10. Peak C sound level	✓	-	0.2	0.35
11. Overload indication	✓	-	0.2	0.25
12. High level stability	✓	-	0.1	0.1

Note : Pass/Fail evaluation for each parameter,
will be considered together from the acceptance limit and the Maximum-permitted uncertainty of measurement.

QF-TS12-04-04-020664

T. Peth.

Continuation of Calibration Certificate

Cert. No. : ACL23320
Job No. : VC67AC0011
Pages : 5 of 8

4. Electrical signal tests of frequency weightings

Weighting network response with relative to 1 kHz.

Frequency (Hz)	Deviation from various frequency weighting response curve (dB)			
	Flat	C-weight	A-weight	Acceptance Limits
63	-0.1	-0.1	-0.1	±2.0
125	0.0	0.0	-0.1	±1.5
250	0.0	0.0	-0.1	±1.5
500	0.0	0.0	0.0	±1.5
1000	0.0	0.0	0.0	±1.0
2000	0.0	0.0	0.0	±2.0
4000	0.0	0.0	0.0	±3.0
8000	0.0	0.1	0.1	±5.0

5. Frequency and time weightings at 1 kHz

5.1 Frequency weightings at 1 kHz

Frequency Weighting	Anticipated Value (dB)	Measured Value (dB)	Deviated Value (dB)	Acceptance Limits (dB)
A - weight	94.0	94.0	0.0	± 0.2
C - weight	94.0	94.0	0.0	± 0.2
Flat	94.0	94.0	0.0	± 0.2

5.2 Time weighting at 1 kHz

Frequency Weighting	Anticipated Value (dB)	Measured Value (dB)	Deviated Value (dB)	Acceptance Limits (dB)
Fast	94.0	94.0	0.0	± 0.1
Slow	94.0	94.0	0.0	± 0.1
Leq	94.0	94.0	0.0	± 0.1

6. Long - term stability

Frequency Weighting	SLM Display at initial (dB)	SLM Display at final (dB)	Deviated Value (dB)	Acceptance Limits (dB)
A - weight	94.0	94.0	0.0	± 0.3

QF-TS12-04-04-020664

T. Peth.

Continuation of Calibration Certificate

Cert. No. : ACL23320
Job No. : VC67AC0011
Pages : 6 of 8

7. Level linearity on the reference level range

Anticipated Value (dB)	Measured Value (dB)	Deviated Value (dB)	Acceptance Limits (dB)
137.0	137.0	0.0	±1.1
136.0	136.0	0.0	±1.1
135.0	135.0	0.0	±1.1
134.0	134.0	0.0	±1.1
133.0	133.0	0.0	±1.1
132.0	132.0	0.0	±1.1
131.0	131.0	0.0	±1.1
129.0	129.0	0.0	±1.1
124.0	124.0	0.0	±1.1
119.0	119.0	0.0	±1.1
114.0	114.0	0.0	±1.1
109.0	109.0	0.0	±1.1
104.0	104.0	0.0	±1.1
99.0	99.0	0.0	±1.1
94.0	94.0	0.0	±1.1
89.0	89.0	0.0	±1.1
84.0	84.0	0.0	±1.1
79.0	79.0	0.0	±1.1
74.0	74.0	0.0	±1.1
69.0	69.0	0.0	±1.1
64.0	63.9	-0.1	±1.1
59.0	59.0	0.0	±1.1
54.0	53.9	-0.1	±1.1
49.0	48.9	-0.1	±1.1
44.0	43.9	-0.1	±1.1
39.0	38.9	-0.1	±1.1
34.0	34.0	0.0	±1.1
30.0	29.9	-0.1	±1.1
29.0	28.9	-0.1	±1.1
28.0	27.9	-0.1	±1.1
27.0	26.9	-0.1	±1.1
26.0	25.9	-0.1	±1.1
25.0	24.9	-0.1	±1.1

QF-TS12-04-04-020664

T. Peth

Continuation of Calibration Certificate

Cert. No. : ACL23320
Job No. : VC67AC0011
Pages : 8 of 8

11. Overload indication

Measured value (dB)		Deviated Value (dB)	Acceptance Limits (dB)
Positive one-half cycle	Negative one-half cycle		
89.5	89.6	0.1	±1.5

12. High level stability

Frequency Weighting	SLM Display at initial (dB)	SLM Display at final (dB)	Deviated Value (dB)	Acceptance Limits (dB)
A-weight	137.0	137.0	0.0	±0.3

The reported uncertainty is based on a standard uncertainty multiplied by coverage factor $k = 2$ or any value following calculation, providing a level of confidence of approximately 95 %

End of Calibration Certificate

QF-TS12-04-04-020664

T. Peth

Continuation of Calibration Certificate

Cert. No. : ACL23320
Job No. : VC67AC0011
Pages : 7 of 8

8. Level linearity including the level range control

Range	Anticipated Value (dB)	Measured Value (dB)	Deviated Value (dB)	Acceptance Limits (dB)
Auto	94.0	94.0	0.0	±1.1

9. Tone burst response

Time Weighting	Tone burst duration, Tb (ms)	Cycle	Anticipated Value (dB)	Measured Value (dB)	Deviated Value (dB)	Acceptance Limits (dB)
Fast	0.25	1	108.0	107.9	-0.1	1.5 ; -5.0
	2	8	117.0	117.0	0.0	1.0 ; -2.5
	200	800	134.0	134.0	0.0	±1.0
Slow	2	8	108.0	108.0	0.0	1.5 ; -5.0
	200	800	127.6	127.6	0.0	±1.0
SEL	0.25	1	99.0	98.9	-0.1	1.5 ; -5.0
	2	8	108.0	108.0	0.0	1.0 ; -2.5
	200	800	128.0	128.0	0.0	±1.0

10. Peak C sound level

Number of cycle in test signal	Anticipated Value (dB)	Measured Value, L _{peak} (dB)	Deviated Value (dB)	Acceptance Limits (dB)
Continuous	133.0	133.1	0.1	±3.0
One	136.4	136.1	-0.3	±3.0

Number of cycle in test signal	Anticipated Value (dB)	Measured Value (dB)	Deviated Value (dB)	Acceptance Limits (dB)
Continuous	133.0	133.1	0.1	±2.0
Positive half cycle	135.4	135.2	-0.2	±2.0
Negative half cycle	135.4	135.2	-0.2	±2.0

QF-TS12-04-04-020664

T. Peth



THAILAND INSTITUTE OF SCIENTIFIC AND TECHNOLOGICAL RESEARCH (TISTR)

Request No. 21-67/0292

MTC No. EEL. BP. 83/0267

CALIBRATION CERTIFICATE

Submitted by : ALS Laboratory Group (Thailand) Co.,Ltd.

Address : 104 Phatthanakan 40, Phatthanakan Rd., Kkwaeng Phatthanakan, Khet Suan Luang, Bangkok, 10250.

Calibrated at : Electrical and Electronic Standards Laboratory, Industrial Metrology and Testing Service Centre.
Soi 1C, Bangpoo Industrial Estate, Sukhumvit Rd., Muang, Samutprakan 10280.

Instrument Calibrated :

Description : Sound Calibrator

Manufacturer : Rion

Model : NC-74

Serial No. : 34178121 (ID-RYG_FS0213)

Ambient Environment

Temperature : (23 ± 3) °C

Relative Humidity : (50 ± 15) %

Ambient Pressure : (101.325 ± 1.500) kPa

Standards used : 1. Digital Function Synthesizer NF Electronic DF-193A S/N 122037.

2. Measuring Amplifier Bruel&Kjaer 2636 S/N 1537484.

3. Programmable Attenuator Tamagawa TPA-303A S/N OF 2214.

4. Digital Multimeter Agilent 34401A S/N MY44005560.

5. Pressure Transmitter Vaisala PTB202AD S/N T0650001.

6. Audio Analyzer Keithley 2015-P S/N41C6495.

7. Condenser Microphone B&K 4180 S/N 289871.

Calibration Procedure: CP-102-04 based on IEC 60942-2003; The sound pressure level generated by sound calibrator under test shall be measured by standard microphone using an insert voltage technique.

This instrument has been calibrated against standards maintained at Electrical and Electronic Standards Laboratory (EEL), which are traceable to the International System of Units through the National Institute of Metrology (Thailand).

The information on actual reading is attached herewith and the uncertainty limits quoted refer to the measured values only.

Date of Receipt : 19 Feb. 2024

Date of Calibration : 28 Feb. 2024

1/2

The results relate only to the items tested/calibrated or value assigned.
Advertising the Report/Certificate and publicity of the results except in full are prohibited unless written permission is obtained from the governor of TISTR.

Head Office

35 Mu 3 Tambon Khlong Ha, Amphoe Khlong Luang,
Changwat Pathumthani 12120, Thailand
Tel. (66) 0 2577 9036
Fax. (66) 0 2577 9009

Office/Laboratory

668 Mu 2 Tambon Bangpoo, Amphoe Muang Samutprakan,
Changwat Samutprakan 10280, Thailand
Tel. (66) 0 2325 1672-80 ext. 115, 116
(66) 08 3219 9440
E-mail : mtg@tistr.or.th Website : www.tistr.or.th

Office

196 Phahonyothin Road, Ladysak, Chaitachak,
Bangkok 10900, Thailand
Tel. (66) 0 2579 1121-30 ext. 5219, 5225, 5227
(66) 08 1889 6827

FMBL.MTC.002 Rev.5

Request No. 21-67/0292 MTC No. EEL. BP. 83/0267

The reported expanded uncertainty is based upon a standard uncertainty multiplied by a coverage factor $k = 2$, providing a level of confidence of approximately 95%.

Nominal Output of Unit Under Test = 94 dB re 20 μ Pa at 1000 Hz

Acoustic Output in dB re 20 μ Pa, Corrected to Reference Conditions: 101.325 kPa, 23.0 °C and 50 %RH.

1. Sound Pressure Level

Standard Microphone Type	Measured Sound Pressure Level (dB)	Deviated value (dB)	Uncertainty (dB)	Tolerance limit IEC60942:2003 Class 1
1/2 inch Brüel&Kjaer 4180	94.01	0.01	± 0.10	± 0.40 dB

2. Frequency

Standard Microphone Type	Measured Frequency (Hz)	Deviated value (Hz)	Uncertainty (Hz)	Tolerance limit IEC60942:2003 Class 1
1/2 inch Brüel&Kjaer 4180	1003.1	3.1	± 1.5	$\pm 1.0\%$

3. Total Distortion

Standard Microphone Type	Measured Total Distortion (%)	Uncertainty (%)	Tolerance limit IEC60942:2003 Class 1
1/2 inch Brüel&Kjaer 4180	1.80	± 0.50	$\pm 3.0\%$

Note : 1. No adjustment.

2. The calibrator pressure correction was not included.

3. The microphone volume correction was included at level of 0.16 dB from manual.

Calibrated by : (Mr. Weerachai Deechaiyap)

Approved by : (Mr. Prawat Khuyap) Director Electrical and Electronic Standards Laboratory Industrial Metrology and Testing Service Centre Ref : 2011267021900719001

Date of Calibration : 28 Feb. 2024
Date of Issue : 29 Feb. 2024

End of Certificate

2 / 2

The results relate only to the items tested/calibrated or value assigned.
Advertising the Report/Certificate and publicity of the results except in full are prohibited unless written permission is obtained from the governor of TISTR.

Head Office
35 Mu 3 Tambon Khlong Ha, Amphoe Khlong Luang,
Changwat Pathumthani 12120, Thailand
Tel. (66) 0 2577 9000
Fax. (66) 0 2577 9009
E-mail : rumpal@tistr.or.th Website: www.tistr.or.th

Office/Laboratory
Soi 1C, Bangpoo Industrial Estate, Sukhumvit Road,
Amphoe Muang, Changwat Samutprakan 10280, Thailand
Tel. (66) 0 2323 1672-80 ext. 115, 116
Fax. (66) 0 2323 9165
E-mail : mtcc@tistr.or.th

Office
196 Phahonyothin Road, Chatuchak, Bangkok 10900,
Thailand
Tel. (66) 0 2579 1121-30 ext. 5219, 5225, 5217
Fax. (66) 0 2579 8592
E-mail : sumalee@tistr.or.th

FIABL/MTC.002 Rev.4

Continuation of Calibration Certificate

Cert. No. : ACL23249
Job No. : VC66AC0085
Pages : 2 of 8

Calibration Procedure : CP-AC-01

Calibration Method :

This equipment was calibrated by based on IEC-61672-3 (2013) Standard for sound level meter (SLM).

The SLM had tests to Acoustical and Electrical signal tests of frequency weighting with Anechoic chamber and Reference Standard Instruments.

For tests results of each items were made by observation of each Instruments display and also with SLM's display.

Condition of this result of calibration :

1. Reference Standard Instruments :

Instrument	Model	Serial No.	Cert. No.	Due Date
Waveform Generator	33210A	MY48017076	EF-0009-23	07-FEB-24
Waveform Generator	33511B	MY52302742	EF-0010-23	07-FEB-24
Digital Multimeter	33461A	MY53220104	EELBP 30/0266	13-FEB-24
Digital Multimeter	33461A	MY53220076	EELBP 29/0266	13-FEB-24
Digital Multimeter	34461A	MY60024273	EELBP 31/0266	14-FEB-24
Programmable Attenuator	MAT-1070	62100114	EF-0011-23	08-FEB-24
Condenser Microphone	4180	2977900	AA-1001-23	14-FEB-24
Measuring Amplifier	NA-42KAI	34560495	AA-3002-23	14-FEB-24

2. This result of calibration was found accurate as shown on date and place of calibration for this calibrated item only.

3. This certificate is traceable to the international system of unit maintained at :

3.1 National Institute of Metrology (Thailand).

3.2 Thailand Institute of Scientific and Technological Research (TISTR).

QF-TS12-04-04-020664

T. Petchur

451-451/1 Srinthorn Rd., Bangbunru, Bangplud Bangkok 10700 THAILAND
Tel.0-2435-8800 Fax.0-2433-1679 e-mail:cal-center@sithiporn.com http://www.sithiporn.com

Cert. No. : ACL23249
Pages : 1 of 8

Calibration Certificate

Equipment : SOUND LEVEL METER
Manufacturer : RION
Model : NL-42/ Microphone UC-52 / Preamplifier NH-24
Serial No. : 00734218 / 146937 / 34368
ID No. : RYG_FS0031

Condition As Found : GOOD

Customer : ALS LABORATORY GROUP (THAILAND) CO., LTD.
104 PHATTHANAKAN 40, PHATTHANAKAN ROAD,
KHWAENG PHATTHANAKAN, KHET SUAN LUANG,
BANGKOK, 10250 THAILAND.

Location :
Ambient Temperature : (23.0 \pm 3) °C
Pressure : (101.3 \pm 3) kPa
Relative Humidity : (50.0 \pm 20) %

Received Date : 13 JULY 2023
Calibration Date : 10 AUGUST 2023
Date of Issue : 11 AUGUST 2023

Calibrated by : Nathakorn Pisutpaisan

Approved by :

T. Petchur
(Thanakul Petchur)

This certificate is issued in accordance with the requirements of ISO/IEC 17025 standard, may not be reproduced other than in full, except with the prior written approval of the head of Calibration Laboratory.

QF-TS12-04-04-020664

Continuation of Calibration Certificate

Cert. No. : ACL23249
Job No. : VC66AC0085
Pages : 3 of 8

Summary of Measurement Result :

Parameter	Pass	Fail	Uncertainty (dB)	Maximum-permitted uncertainty of measurement (dB)
1. Absolute sensitivity	✓	-	0.2	N/A
2. Self-generated noise	✓	-	0.2	N/A
3. Acoustical signal tests of frequency weightings				
125 Hz	✓	-	0.3	0.6
1000 Hz	✓	-	0.3	0.6
8000 Hz	✓	-	0.3	0.7
4. Electrical signal tests of frequency weightings				
For 10 Hz to 4 kHz	✓	-	0.3	0.6
For > 4 kHz to 10 kHz	✓	-	0.3	0.7
For > 10 kHz to 20 kHz	-	-	-	1.0
5. Frequency and time weightings at 1 kHz	✓	-	0.2	0.2
6. Long-term stability	✓	-	0.1	0.1
7. Level linearity on the reference level range	✓	-	0.2	0.3
8. Level linearity including the level range control	✓	-	0.2	0.3
9. Tone burst response	✓	-	0.2	0.3
10. Peak C sound level	✓	-	0.2	0.35
11. Overload indication	✓	-	0.2	0.25
12. High level stability	✓	-	0.1	0.1

Note : Pass/Fail evaluation for each parameter, will be considered together from the acceptance limit and the Maximum-permitted uncertainty of measurement.

QF-TS12-04-04-020664

T. Petchur

Continuation of Calibration Certificate

Cert. No. : ACL23249
Job No. : VC66AC0085
Pages : 4 of 8

Result of calibration :

1. Absolute sensitivity

Reference Acoustic Signal (dB)	Measured Value (dB)	Deviation (dB)	Acceptance Limit (dB)
93.9 (93.98)	93.9	0.0	±0.3

2. Self-generated noise

2.1 Normal test

Measured Value (dB)
23.3

2.2 The microphone of the sound level meter was replaced by electrical signal input device.

Frequency Weighting	Measured value (dB)
A - weight	14.8
C - weight	19.7
Flat	25.7

3. Acoustical signal tests of frequency weightings

Meter free-field acoustic response at a level of 84 dB

Frequency (Hz)	Deviation from various frequency weighting response curve (dB)			
	Flat	C-weight	A-weight	Acceptance Limits
125	0.7	0.8	0.8	± 1.5
1000	0.0	0.0	0.0	± 1.0
8000	0.2	0.3	0.3	±5.0

QF-TS12-04-04-020664

T. Petch

Continuation of Calibration Certificate

Cert. No. : ACL23249
Job No. : VC66AC0085
Pages : 6 of 8

7. Level linearity on the reference level range

Anticipated Value (dB)	Measured Value (dB)	Deviated Value (dB)	Acceptance Limits (dB)
137.0	137.0	0.0	± 1.1
136.0	136.0	0.0	± 1.1
135.0	135.0	0.0	± 1.1
134.0	134.0	0.0	± 1.1
133.0	133.0	0.0	± 1.1
132.0	132.0	0.0	± 1.1
131.0	131.0	0.0	± 1.1
129.0	129.0	0.0	± 1.1
124.0	124.0	0.0	± 1.1
119.0	119.0	0.0	± 1.1
114.0	114.0	0.0	± 1.1
109.0	109.0	0.0	± 1.1
104.0	104.0	0.0	± 1.1
99.0	99.0	0.0	± 1.1
94.0	94.0	0.0	± 1.1
89.0	89.0	0.0	± 1.1
84.0	84.0	0.0	± 1.1
79.0	79.0	0.0	± 1.1
74.0	74.0	0.0	± 1.1
69.0	69.0	0.0	± 1.1
64.0	64.0	0.0	± 1.1
59.0	59.0	0.0	± 1.1
54.0	53.9	-0.1	± 1.1
49.0	49.0	0.0	± 1.1
44.0	44.0	0.0	± 1.1
39.0	38.9	-0.1	± 1.1
34.0	34.0	0.0	± 1.1
30.0	29.9	-0.1	± 1.1
29.0	29.0	0.0	± 1.1
28.0	28.0	0.0	± 1.1
27.0	27.0	0.0	± 1.1
26.0	26.0	0.0	± 1.1
25.0	25.0	0.0	± 1.1

QF-TS12-04-04-020664

T. Petch

Continuation of Calibration Certificate

Cert. No. : ACL23249
Job No. : VC66AC0085
Pages : 5 of 8

4. Electrical signal tests of frequency weightings

Weighting network response with relative to 1 kHz.

Frequency (Hz)	Deviation from various frequency weighting response curve (dB)			
	Flat	C-weight	A-weight	Acceptance Limits
63	0.0	-0.1	-0.1	±2.0
125	0.0	0.0	0.0	±1.5
250	0.0	0.0	0.0	±1.5
500	0.0	0.0	0.0	±1.5
1000	0.0	0.0	0.0	±1.0
2000	0.0	0.0	0.0	±2.0
4000	0.0	0.0	0.0	±3.0
8000	0.0	0.1	0.1	±5.0

5. Frequency and time weightings at 1 kHz

5.1 Frequency weightings at 1 kHz

Frequency Weighting	Anticipated Value (dB)	Measured Value (dB)	Deviated Value (dB)	Acceptance Limits (dB)
A - weight	94.0	94.0	0.0	± 0.2
C - weight	94.0	94.0	0.0	± 0.2
Flat	94.0	94.0	0.0	± 0.2

5.2 Time weighting at 1 kHz

Frequency Weighting	Anticipated Value (dB)	Measured Value (dB)	Deviated Value (dB)	Acceptance Limits (dB)
Fast	94.0	94.0	0.0	± 0.1
Slow	94.0	94.0	0.0	± 0.1
Leq	94.0	94.0	0.0	± 0.1

6. Long - term stability

Frequency Weighting	SLM Display at initial (dB)	SLM Display at final (dB)	Deviated Value (dB)	Acceptance Limits (dB)
A - weight	94.0	94.0	0.0	± 0.3

QF-TS12-04-04-020664

T. Petch

Continuation of Calibration Certificate

Cert. No. : ACL23249
Job No. : VC66AC0085
Pages : 7 of 8

8. Level linearity including the level range control

Range	Anticipated Value (dB)	Measured Value (dB)	Deviated Value (dB)	Acceptance Limits (dB)
Auto	94.0	94.0	0.0	±1.1

9. Tone burst response

Time Weighting	Tone burst duration, Tb (ms)	Cycle	Anticipated Value (dB)	Measured Value (dB)	Deviated Value (dB)	Acceptance Limits (dB)
Fast	0.25	1	108.0	107.9	-0.1	1.5 ; -5.0
	2	8	117.0	117.0	0.0	1.0 ; -2.5
	200	800	134.0	134.0	0.0	±1.0
Slow	2	8	108.0	108.0	0.0	1.5 ; -5.0
	200	800	127.6	127.6	0.0	±1.0
SEL	0.25	1	99.0	98.9	-0.1	1.5 ; -5.0
	2	8	108.0	108.0	0.0	1.0 ; -2.5
	200	800	128.0	128.1	0.1	±1.0

10. Peak C sound level

Number of cycle in test signal	Anticipated Value (dB)	Measured Value, Lcpeak (dB)	Deviated Value (dB)	Acceptance Limits (dB)
Continuous	133.0	133.0	0.0	±3.0
One	136.4	135.3	-1.1	±3.0

Number of cycle in test signal	Anticipated Value (dB)	Measured Value (dB)	Deviated Value (dB)	Acceptance Limits (dB)
Continuous	133.0	133.0	0.0	±2.0
Positive half cycle	135.4	135.2	-0.2	±2.0
Negative half cycle	135.4	135.2	-0.2	±2.0

QF-TS12-04-04-020664

T. Petch

Continuation of Calibration Certificate

Cert. No. : ACL23249
Job No. : VC66AC0085
Pages : 8 of 8

11. Overload indication

Measured value (dB)		Deviated Value (dB)	Acceptance Limits (dB)
Positive one-half cycle	Negative one-half cycle		
89.6	89.5	-0.1	±1.5

12. High level stability

Frequency Weighting	SLM Display at initial (dB)	SLM Display at final (dB)	Deviated Value (dB)	Acceptance Limits (dB)
A - weight	137.0	137.0	0.0	±0.3

The reported uncertainty is based on a standard uncertainty multiplied by coverage factor $k = 2$ or any value following calculation, providing a level of confidence of approximately 95 %

End of Calibration Certificate

QF-TS12-04-04-020664

T. Petchur

Continuation of Calibration Certificate

Cert. No. : ACL23247
Job No. : VC66AC0085
Pages : 2 of 8

Calibration Procedure : CP-AC-01

Calibration Method :

This equipment was calibrated by based on IEC-61672-3 (2013) Standard for sound level meter (SLM). The SLM had tests to Acoustical and Electrical signal tests of frequency weighting with Anechoic chamber and Reference Standard Instruments.

For tests results of each items were made by observation of each Instruments display and also with SLM's display.

Condition of this result of calibration :

1. Reference Standard Instruments :

Instrument	Model	Serial No.	Cert. No.	Due Date
Waveform Generator	33210A	MY48017076	EF-0009-23	07-FEB-24
Waveform Generator	33511B	MY52302742	EF-0010-23	07-FEB-24
Digital Multimeter	33461A	MY53220104	EEL_BP 30/0266	13-FEB-24
Digital Multimeter	33461A	MY53220076	EEL_BP 29/0266	13-FEB-24
Digital Multimeter	34461A	MY60024273	EEL_BP 31/0266	14-FEB-24
Programmable Attenuator	MAT-1070	62100114	EF-0011-23	08-FEB-24
Condenser Microphone	4180	2977900	AA-1001-23	14-FEB-24
Measuring Amplifier	NA-42KAI	34560495	AA-3002-23	14-FEB-24

2. This result of calibration was found accurate as shown on date and place of calibration for this calibrated item only.

3. This certificate is traceable to the international system of unit, maintained at :

- 3.1 National Institute of Metrology (Thailand).
- 3.2 Thailand Institute of Scientific and Technological Research (TISTR).

QF-TS12-04-04-020664

T. Petchur

SITHIPORN ASSOCIATES CO.,LTD.
CALIBRATION LABORATORY

451-451/1 Sirinthorn Rd, Bangumru, Bangplud Bangkok 10700 THAILAND.
Tel:0-2435-8800 Fax:0-2433-1679 e-mail:cal-center@sithiphorn.com http://www.sithiphorn.com



Cert. No. : ACL23247
Pages : 1 of 8

Calibration Certificate

Equipment : SOUND LEVEL METER
Manufacturer : RION
Model : NL-42/ Microphone UC-52 / Preamplifier NH-24
Serial No.: 00472127 / 169440 / 72461
ID No.: RYG_F80302

Condition As Found : GOOD

Customer : ALS LABORATORY GROUP (THAILAND) CO., LTD.
104 PHATTHANAKAN 40, PHATTHANAKAN ROAD,
KHWAENG PHATTHANAKAN, KHET SUAN LUANG,
BANGKOK, 10250 THAILAND.

Location : -
Ambient Temperature : (23.0 ± 3) °C
Pressure : (101.3 ± 3) kPa
Relative Humidity : (50.0 ± 20) %

Received Date : 13 JULY 2023
Calibration Date : 10 AUGUST 2023
Date of Issue : 11 AUGUST 2023

Calibrated by : Nathakorn Pisutpaisan

Approved by :

T. Petchur
(Thanakul Petchur)

This certificate is issued in accordance with the requirements of ISO/IEC 17025 standard, may not be reproduced other than in full, except with the prior written approval of the head of Calibration Laboratory.

QF-TS12-04-04-020664

Continuation of Calibration Certificate

Cert. No. : ACL23247
Job No. : VC66AC0085
Pages : 3 of 8

Summary of Measurement Result :

Parameter	Pass	Fail	Uncertainty (dB)	Maximum-permitted uncertainty of measurement (dB)
1. Absolute sensitivity	✓	-	0.2	N/A
2. Self-generated noise	✓	-	0.2	N/A
3. Acoustical signal tests of frequency weightings				
125 Hz	✓	-	0.3	0.6
1000 Hz	✓	-	0.3	0.6
8000 Hz	✓	-	0.3	0.7
4. Electrical signal tests of frequency weightings				
For 10 Hz to 4 kHz	✓	-	0.3	0.6
For > 4 kHz to 10 kHz	✓	-	0.3	0.7
For > 10 kHz to 20 kHz	-	-	-	1.0
5. Frequency and time weightings at 1 kHz	✓	-	0.2	0.2
6. Long - term stability	✓	-	0.1	0.1
7. Level linearity on the reference level range	✓	-	0.2	0.3
8. Level linearity including the level range control	✓	-	0.2	0.3
9. Tone burst response	✓	-	0.2	0.3
10. Peak C sound level	✓	-	0.2	0.35
11. Overload indication	✓	-	0.2	0.25
12. High level stability	✓	-	0.1	0.1

Note : Pass/Fail evaluation for each parameter, will be considered together from the acceptance limit and the Maximum-permitted uncertainty of measurement.

QF-TS12-04-04-020664

T. Petchur

Continuation of Calibration Certificate

Cert. No. : ACL23247
Job No. : VC66AC0085
Pages : 4 of 8

Result of calibration :

1. Absolute sensitivity

Reference Acoustic Signal (dB)	Measured Value (dB)	Deviation (dB)	Acceptance Limit (dB)
93.9 (93.98)	93.9	0.0	±0.3

2. Self-generated noise

2.1 Normal test

Measured Value (dB)
18.0

2.2 The microphone of the sound level meter was replaced by electrical signal input device.

Frequency Weighting	Measured value (dB)
A - weight	13.8
C - weight	20.3
Flat	25.9

3. Acoustical signal tests of frequency weightings

Meter free-field acoustic response at a level of 84 dB

Frequency (Hz)	Deviation from various frequency weighting response curve (dB)			Acceptance Limits
	Flat	C-weight	A-weight	
125	0.1	0.1	0.1	± 1.5
1000	-0.1	-0.1	0.0	± 1.0
8000	-0.4	-0.3	-0.3	±5.0

QF-TS12-04-04-020664

7. Petch

Continuation of Calibration Certificate

Cert. No. : ACL23247
Job No. : VC66AC0085
Pages : 6 of 8

7. Level linearity on the reference level range

Anticipated Value (dB)	Measured Value (dB)	Deviated Value (dB)	Acceptance Limits (dB)
137.0	137.0	0.0	± 1.1
136.0	136.0	0.0	± 1.1
135.0	135.0	0.0	± 1.1
134.0	134.0	0.0	± 1.1
133.0	133.0	0.0	± 1.1
132.0	132.0	0.0	± 1.1
131.0	131.0	0.0	± 1.1
129.0	129.0	0.0	± 1.1
124.0	124.0	0.0	± 1.1
119.0	119.0	0.0	± 1.1
114.0	114.0	0.0	± 1.1
109.0	109.0	0.0	± 1.1
104.0	104.0	0.0	± 1.1
99.0	99.0	0.0	± 1.1
94.0	94.0	0.0	± 1.1
89.0	89.0	0.0	± 1.1
84.0	84.1	0.1	± 1.1
79.0	79.0	0.0	± 1.1
74.0	74.1	0.1	± 1.1
69.0	69.0	0.0	± 1.1
64.0	64.0	0.0	± 1.1
59.0	59.0	0.0	± 1.1
54.0	54.0	0.0	± 1.1
49.0	49.0	0.0	± 1.1
44.0	44.0	0.0	± 1.1
39.0	39.0	0.0	± 1.1
34.0	34.0	0.0	± 1.1
30.0	30.0	0.0	± 1.1
29.0	29.0	0.0	± 1.1
28.0	28.1	0.1	± 1.1
27.0	27.1	0.1	± 1.1
26.0	26.2	0.2	± 1.1
25.0	25.1	0.1	± 1.1

QF-TS12-04-04-020664

7. Petch

Continuation of Calibration Certificate

Cert. No. : ACL23247
Job No. : VC66AC0085
Pages : 5 of 8

4. Electrical signal tests of frequency weightings

Weighting network response with relative to 1 kHz.

Frequency (Hz)	Deviation from various frequency weighting response curve (dB)			Acceptance Limits
	Flat	C-weight	A-weight	
63	0.0	0.0	-0.1	±2.0
125	0.0	0.0	0.0	±1.5
250	0.0	0.0	0.0	±1.5
500	0.0	0.0	0.0	±1.5
1000	0.0	0.0	0.0	±1.0
2000	0.0	0.0	0.0	±2.0
4000	0.0	0.0	0.0	±3.0
8000	0.0	0.1	0.1	±5.0

5. Frequency and time weightings at 1 kHz

5.1 Frequency weightings at 1 kHz

Frequency Weighting	Anticipated Value (dB)	Measured Value (dB)	Deviated Value (dB)	Acceptance Limits (dB)
A - weight	94.0	94.0	0.0	± 0.2
C - weight	94.0	94.0	0.0	± 0.2
Flat	94.0	94.0	0.0	± 0.2

5.2 Time weighting at 1 kHz

Frequency Weighting	Anticipated Value (dB)	Measured Value (dB)	Deviated Value (dB)	Acceptance Limits (dB)
Fast	94.0	94.0	0.0	± 0.1
Slow	94.0	94.0	0.0	± 0.1
Leq	94.0	94.0	0.0	± 0.1

6. Long - term stability

Frequency Weighting	SLM Display at initial (dB)	SLM Display at final (dB)	Deviated Value (dB)	Acceptance Limits (dB)
A - weight	94.0	94.0	0.0	± 0.3

QF-TS12-04-04-020664

7. Petch

Continuation of Calibration Certificate

Cert. No. : ACL23247
Job No. : VC66AC0085
Pages : 7 of 8

8. Level linearity including the level range control

Range	Anticipated Value (dB)	Measured Value (dB)	Deviated Value (dB)	Acceptance Limits (dB)
Auto	94.0	94.0	0.0	±1.1

9. Tone burst response

Time Weighting	Tone burst duration, Tb (ms)	Cycle	Anticipated Value (dB)	Measured Value (dB)	Deviated Value (dB)	Acceptance Limits (dB)
Fast	0.25	1	108.0	107.9	-0.1	1.5 ; -5.0
	2	8	117.0	117.0	0.0	1.0 ; -2.5
	200	800	134.0	134.0	0.0	±1.0
Slow	2	8	108.0	108.0	0.0	1.5 ; -5.0
	200	800	127.6	127.6	0.0	±1.0
SEL	0.25	1	99.0	98.9	-0.1	1.5 ; -5.0
	2	8	108.0	108.0	0.0	1.0 ; -2.5
	200	800	128.0	128.0	0.0	±1.0

10. Peak C sound level

Number of cycle in test signal	Anticipated Value (dB)	Measured Value, L _{peak} (dB)	Deviated Value (dB)	Acceptance Limits (dB)
Continuous	133.0	133.0	0.0	±3.0
One	136.4	136.3	-0.1	±3.0

Number of cycle in test signal	Anticipated Value (dB)	Measured Value (dB)	Deviated Value (dB)	Acceptance Limits (dB)
Continuous	133.0	133.0	0.0	±2.0
Positive half cycle	135.4	135.2	-0.2	±2.0
Negative half cycle	135.4	135.2	-0.2	±2.0

QF-TS12-04-04-020664

7. Petch

Continuation of Calibration Certificate

Cert. No. : ACL23247
Job No. : VC66AC0085
Pages : 8 of 8

11. Overload indication

Measured value (dB)		Deviated Value (dB)	Acceptance Limits (dB)
Positive one-half cycle	Negative one-half cycle		
89.6	89.7	0.1	±1.5

12. High level stability

Frequency Weighting	SLM Display at initial (dB)	SLM Display at final (dB)	Deviated Value (dB)	Acceptance Limits (dB)
A - weight	137.0	137.0	0.0	±0.3

The reported uncertainty is based on a standard uncertainty multiplied by coverage factor $k = 2$ or any value following calculation, providing a level of confidence of approximately 95 %

End of Calibration Certificate

QF-TS12-04-04-020664

Continuation of Calibration Certificate

Cert. No. : ACL23323
Job No. : VC67AC0011
Pages : 2 of 8

Calibration Procedure : CP-AC-01

Calibration Method :

This equipment was calibrated by based on IEC-61672-3 (2013) Standard for sound level meter (SLM).

The SLM had tests to Acoustical and Electrical signal tests of frequency weighting with Anechoic chamber and Reference Standard Instruments.

For tests results of each items were made by observation of each Instruments display and also with SLM's display.

Condition of this result of calibration :

1. Reference Standard Instruments :

Instrument	Model	Serial No.	Cert. No.	Due Date
Waveform Generator	33210A	MY48017076	EF-0009-23	07-FEB-24
Waveform Generator	33511B	MY52302742	EF-0010-23	07-FEB-24
Digital Multimeter	33461A	MY53220104	EEL_BP 30/0266	13-FEB-24
Digital Multimeter	33461A	MY53220076	EEL_BP 29/0266	13-FEB-24
Digital Multimeter	34461A	MY60024273	EEL_BP 31/0266	14-FEB-24
Programmable Attenuator	MAT-1070	62100114	EF-0011-23	08-FEB-24
Condenser Microphone	4180	2977900	AA-1001-23	14-FEB-24
Measuring Amplifier	NA-42KAI	34560495	AA-3002-23	14-FEB-24

2. This result of calibration was found accurate as shown on date and place of calibration for this calibrated item only.

3. This certificate is traceable to the international system of unit maintained at :

3.1 National Institute of Metrology (Thailand).

3.2 Thailand Institute of Scientific and Technological Research (TISTR).

QF-TS12-04-04-020664

451-451/1 Sirinthorn Rd., Bangbunru, Bangplud Bangkok 10700 THAILAND.
Tel:0-2435-8800 Fax:0-2433-1679 e-mail:cal-center@sithiporn.com http://www.sithiporn.com



Cert. No. : ACL23323
Pages : 1 of 8

Calibration Certificate

Equipment : SOUND LEVEL METER
Manufacturer : RION
Model : NL-42/ Microphone UC-52 / Preamplifier NH-24
Serial No.: 00873057 / 171591 / 73333
ID No.: RYG_FS0381

Condition As Found : GOOD

Customer : ALS LABORATORY GROUP (THAILAND) CO., LTD.
104 PHATTANAKAN 40, PHATTANAKAN ROAD,
KHWAENG PHATTANAKAN, KHET SUAN LUANG,
BANGKOK, 10250 THAILAND.

Location : -
Ambient Temperature : (23.0 ± 3) °C
Pressure : (101.3 ± 3) kPa
Relative Humidity : (50.0 ± 20) %

Received Date : 11 OCTOBER 2023
Calibration Date : 19-20 OCTOBER 2023
Date of Issue : 24 OCTOBER 2023

Calibrated by : Nathakorn Pisutpaisan

Approved by :

(Thanakul Petchurai)

This certificate is issued in accordance with the requirements of ISO/IEC 17025 standard, may not be reproduced other than in full, except with the prior written approval of the head of Calibration Laboratory.

QF-TS12-04-04-020664

Continuation of Calibration Certificate

Cert. No. : ACL23323
Job No. : VC67AC0011
Pages : 3 of 8

Summary of Measurement Result :

Parameter	Pass	Fail	Uncertainty (dB)	Maximum-permitted uncertainty of measurement (dB)
1. Absolute sensitivity	✓	-	0.2	N/A
2. Self-generated noise	✓	-	0.2	N/A
3. Acoustical signal tests of frequency weightings				
125 Hz	✓	-	0.3	0.6
1000 Hz	✓	-	0.3	0.6
8000 Hz	✓	-	0.3	0.7
4. Electrical signal tests of frequency weightings				
For 10 Hz to 4 kHz	✓	-	0.3	0.6
For > 4 kHz to 10 kHz	✓	-	0.3	0.7
For > 10 kHz to 20 kHz	-	-	-	1.0
5. Frequency and time weightings at 1 kHz	✓	-	0.2	0.2
6. Long-term stability	✓	-	0.1	0.1
7. Level linearity on the reference level range	✓	-	0.2	0.3
8. Level linearity including the level range control	✓	-	0.2	0.3
9. Tone burst response	✓	-	0.2	0.3
10. Peak C sound level	✓	-	0.2	0.35
11. Overload indication	✓	-	0.2	0.25
12. High level stability	✓	-	0.1	0.1

Note : Pass/Fail evaluation for each parameter, will be considered together from the acceptance limit and the Maximum-permitted uncertainty of measurement.

QF-TS12-04-04-020664

Continuation of Calibration Certificate

Cert. No. : ACL23323
Job No. : VC67AC0011
Pages : 4 of 8

Result of calibration :

1. Absolute sensitivity

Reference Acoustic Signal (dB)	Measured Value (dB)	Deviation (dB)	Acceptance Limit (dB)
93.9 (93.98)	93.9	0.0	±0.3

2. Self-generated noise

2.1 Normal test

Measured Value (dB)
15.8

2.2 The microphone of the sound level meter was replaced by electrical signal input device.

Frequency Weighting	Measured value (dB)
A - weight	12.0
C - weight	18.7
Flat	24.0

3. Acoustical signal tests of frequency weightings

Meter free-field acoustic response at a level of 84 dB

Frequency (Hz)	Deviation from various frequency weighting response curve (dB)			
	Flat	C-weight	A-weight	Acceptance Limits
125	0.3	0.3	0.3	± 1.5
1000	0.0	0.0	0.0	± 1.0
8000	0.5	0.6	0.6	±5.0

QF-TS12-04-04-020664

T. Petch

Continuation of Calibration Certificate

Cert. No. : ACL23323
Job No. : VC67AC0011
Pages : 6 of 8

7. Level linearity on the reference level range

Anticipated Value (dB)	Measured Value (dB)	Deviated Value (dB)	Acceptance Limits (dB)
137.0	137.0	0.0	± 1.1
136.0	136.0	0.0	± 1.1
135.0	135.0	0.0	± 1.1
134.0	134.0	0.0	± 1.1
133.0	133.0	0.0	± 1.1
132.0	132.0	0.0	± 1.1
131.0	131.0	0.0	± 1.1
129.0	129.0	0.0	± 1.1
124.0	124.0	0.0	± 1.1
119.0	119.0	0.0	± 1.1
114.0	114.0	0.0	± 1.1
109.0	109.0	0.0	± 1.1
104.0	104.0	0.0	± 1.1
99.0	99.0	0.0	± 1.1
94.0	94.0	0.0	± 1.1
89.0	89.0	0.0	± 1.1
84.0	84.0	0.0	± 1.1
79.0	79.0	0.0	± 1.1
74.0	74.0	0.0	± 1.1
69.0	69.0	0.0	± 1.1
64.0	64.0	0.0	± 1.1
59.0	59.0	0.0	± 1.1
54.0	53.9	-0.1	± 1.1
49.0	49.0	0.0	± 1.1
44.0	44.0	0.0	± 1.1
39.0	38.9	-0.1	± 1.1
34.0	33.9	-0.1	± 1.1
30.0	29.9	-0.1	± 1.1
29.0	28.9	-0.1	± 1.1
28.0	27.9	-0.1	± 1.1
27.0	26.8	-0.2	± 1.1
26.0	25.9	-0.1	± 1.1
25.0	24.8	-0.2	± 1.1

QF-TS12-04-04-020664

T. Petch

Continuation of Calibration Certificate

Cert. No. : ACL23323
Job No. : VC67AC0011
Pages : 5 of 8

4. Electrical signal tests of frequency weightings

Weighting network response with relative to 1 kHz.

Frequency (Hz)	Deviation from various frequency weighting response curve (dB)			
	Flat	C-weight	A-weight	Acceptance Limits
63	0.0	0.0	0.0	±2.0
125	0.0	0.0	0.0	±1.5
250	0.0	0.0	0.0	±1.5
500	0.0	0.0	0.0	±1.5
1000	0.0	0.0	0.0	±1.0
2000	0.0	0.0	0.0	±2.0
4000	0.0	0.0	0.0	±3.0
8000	0.0	0.1	0.1	±5.0

5. Frequency and time weightings at 1 kHz

5.1 Frequency weightings at 1 kHz

Frequency Weighting	Anticipated Value (dB)	Measured Value (dB)	Deviated Value (dB)	Acceptance Limits (dB)
A - weight	94.0	94.0	0.0	± 0.2
C - weight	94.0	94.0	0.0	± 0.2
Flat	94.0	94.0	0.0	± 0.2

5.2 Time weighting at 1 kHz

Frequency Weighting	Anticipated Value (dB)	Measured Value (dB)	Deviated Value (dB)	Acceptance Limits (dB)
Fast	94.0	94.0	0.0	± 0.1
Slow	94.0	94.0	0.0	± 0.1
Leq	94.0	94.0	0.0	± 0.1

6. Long - term stability

Frequency Weighting	SLM Display at initial (dB)	SLM Display at final (dB)	Deviated Value (dB)	Acceptance Limits (dB)
A - weight	94.0	94.0	0.0	± 0.3

QF-TS12-04-04-020664

T. Petch

Continuation of Calibration Certificate

Cert. No. : ACL23323
Job No. : VC67AC0011
Pages : 7 of 8

8. Level linearity including the level range control

Range	Anticipated Value (dB)	Measured Value (dB)	Deviated Value (dB)	Acceptance Limits (dB)
Auto	94.0	94.0	0.0	±1.1

9. Tone burst response

Time Weighting	Tone burst duration, Tb (ms)	Cycle	Anticipated Value (dB)	Measured Value (dB)	Deviated Value (dB)	Acceptance Limits (dB)
Fast	0.25	1	108.0	107.9	-0.1	1.5 ; -5.0
	2	8	117.0	117.0	0.0	1.0 ; -2.5
	200	800	134.0	134.0	0.0	±1.0
Slow	2	8	108.0	108.0	0.0	1.5 ; -5.0
	200	800	127.6	127.6	0.0	±1.0
	0.25	1	99.0	98.9	-0.1	1.5 ; -5.0
SEL	2	8	108.0	108.0	0.0	1.0 ; -2.5
	200	800	128.0	128.0	0.0	±1.0

10. Peak C sound level

Number of cycle in test signal	Anticipated Value (dB)	Measured Value, Lcpeak (dB)	Deviated Value (dB)	Acceptance Limits (dB)
Continuous	133.0	133.0	0.0	±3.0
One	136.4	136.2	-0.2	±3.0

Number of cycle in test signal	Anticipated Value (dB)	Measured Value (dB)	Deviated Value (dB)	Acceptance Limits (dB)
Continuous	133.0	133.0	0.0	±2.0
Positive half cycle	135.4	135.2	-0.2	±2.0
Negative half cycle	135.4	135.2	-0.2	±2.0

QF-TS12-04-04-020664

T. Petch

Continuation of Calibration Certificate

Cert. No. : ACL23323
Job No. : VC67AC0011
Pages : 8 of 8

11. Overload indication

Measured value (dB)		Deviated Value (dB)	Acceptance Limits (dB)
Positive one-half cycle	Negative one-half cycle		
89.6	89.6	0.0	±1.5

12. High level stability

Frequency Weighting	SLM Display at initial (dB)	SLM Display at final (dB)	Deviated Value (dB)	Acceptance Limits (dB)
A - weight	137.0	137.0	0.0	±0.3

The reported uncertainty is based on a standard uncertainty multiplied by coverage factor $k = 2$ or any value following calculation, providing a level of confidence of approximately 95 %

End of Calibration Certificate

QF-TS12-04-04-020664

T. Petchur

Continuation of Calibration Certificate

Cert. No. : ACL23324
Job No. : VC67AC0011
Pages : 2 of 8

Calibration Procedure : CP-AC-01

Calibration Method :

This equipment was calibrated by based on IEC-61672-3 (2013) Standard for sound level meter (SLM). The SLM had tests to Acoustical and Electrical signal tests of frequency weighting with Anechoic chamber and Reference Standard Instruments. For tests results of each items were made by observation of each Instruments display and also with SLM's display.

Condition of this result of calibration :

1. Reference Standard Instruments :

Instrument	Model	Serial No.	Cert. No.	Due Date
Waveform Generator	33210A	MY48017076	EF-0009-23	07-FEB-24
Waveform Generator	33511B	MY52302742	EF-0010-23	07-FEB-24
Digital Multimeter	33461A	MY53220104	EEL-BP 30/0266	13-FEB-24
Digital Multimeter	33461A	MY53220076	EEL-BP 29/0266	13-FEB-24
Digital Multimeter	34461A	MY60024273	EEL-BP 31/0266	14-FEB-24
Programmable Attenuator	MAT-1070	62100114	EF-0011-23	08-FEB-24
Condenser Microphone	4180	2977900	AA-1001-23	14-FEB-24
Measuring Amplifier	NA-42KAI	34560495	AA-3002-23	14-FEB-24

2. This result of calibration was found accurate as shown on date and place of calibration for this calibrated item only.

3. This certificate is traceable to the international system of unit maintained at :

- 3.1 National Institute of Metrology (Thailand).
- 3.2 Thailand Institute of Scientific and Technological Research (TISTR).

QF-TS12-04-04-020664

T. Petchur

SITHIPORN ASSOCIATES CO.,LTD.
CALIBRATION LABORATORY

451-451/1 Sirinthorn Rd, Bangbunru, Bangplud Bangkok 10700 THAILAND.
Tel:0-2435-8800 Fax:0-2433-1679 e-mail:cal-center@sithiporn.com http://www.sithiporn.com



Cert. No. : ACL23324
Pages : 1 of 8

Calibration Certificate

Equipment : SOUND LEVEL METER
Manufacturer : RION
Model : NL-42/ Microphone UC-52 / Preamplifier NH-24
Serial No.: 00873109 / 171342 / 73485
ID No.: RYG_FS0384

Condition As Found : GOOD

Customer : ALS LABORATORY GROUP (THAILAND) CO., LTD.
104 PHATTTHANAKAN 40, PHATTTHANAKAN ROAD,
KHWAENG PHATTTHANAKAN, KHET SUAN LUANG,
BANGKOK, 10250 THAILAND.

Location : -
Ambient Temperature : (23.0 ± 3) °C
Pressure : (101.3 ± 3) kPa
Relative Humidity : (50.0 ± 20) %

Received Date : 11 OCTOBER 2023
Calibration Date : 19-20 OCTOBER 2023
Date of Issue : 24 OCTOBER 2023

Calibrated by : Nathakorn Pisutpaisan

Approved by :

T. Petchur
(Thanakul Petchurai)

This certificate is issued in accordance with the requirements of ISO/IEC 17025 standard, may not be reproduced other than in full, except with the prior written approval of the head of Calibration Laboratory.

QF-TS12-04-04-020664

Continuation of Calibration Certificate

Cert. No. : ACL23324
Job No. : VC67AC0011
Pages : 3 of 8

Summary of Measurement Result :

Parameter	Pass	Fail	Uncertainty (dB)	Maximum-permitted uncertainty of measurement (dB)
1. Absolute sensitivity	✓	-	0.2	N/A
2. Self-generated noise	✓	-	0.2	N/A
3. Acoustical signal tests of frequency weightings				
125 Hz	✓	-	0.3	0.6
1000 Hz	✓	-	0.3	0.6
8000 Hz	✓	-	0.3	0.7
4. Electrical signal tests of frequency weightings				
For 10 Hz to 4 kHz	✓	-	0.3	0.6
For > 4 kHz to 10 kHz	✓	-	0.3	0.7
For > 10 kHz to 20 kHz	-	-	-	1.0
5. Frequency and time weightings at 1 kHz	✓	-	0.2	0.2
6. Long - term stability	✓	-	0.1	0.1
7. Level linearity on the reference level range	✓	-	0.2	0.3
8. Level linearity including the level range control	✓	-	0.2	0.3
9. Tone burst response	✓	-	0.2	0.3
10. Peak C sound level	✓	-	0.2	0.35
11. Overload indication	✓	-	0.2	0.25
12. High level stability	✓	-	0.1	0.1

Note : Pass/Fail evaluation for each parameter, will be considered together from the acceptance limit and the Maximum-permitted uncertainty of measurement.

QF-TS12-04-04-020664

T. Petchur

Continuation of Calibration Certificate

Cert. No. : ACL23324
Job No. : VC67AC0011
Pages : 4 of 8

Result of calibration :

1. Absolute sensitivity

Reference Acoustic Signal (dB)	Measured Value (dB)	Deviation (dB)	Acceptance Limit (dB)
93.9 (93.98)	93.9	0.0	±0.3

2. Self-generated noise

2.1 Normal test

Measured Value (dB)
16.8

2.2 The microphone of the sound level meter was replaced by electrical signal input device.

Frequency Weighting	Measured value (dB)
A - weight	11.3
C - weight	17.5
Flat	23.1

3. Acoustical signal tests of frequency weightings

Meter free-field acoustic response at a level of 84 dB

Frequency (Hz)	Deviation from various frequency weighting response curve (dB)			
	Flat	C-weight	A-weight	Acceptance Limits
125	0.4	0.4	0.5	± 1.5
1000	0.0	0.0	0.0	± 1.0
8000	-1.2	-1.1	-1.1	±5.0

QF-TS12-04-04-020664

T. Retan

Continuation of Calibration Certificate

Cert. No. : ACL23324
Job No. : VC67AC0011
Pages : 6 of 8

7. Level linearity on the reference level range

Anticipated Value (dB)	Measured Value (dB)	Deviated Value (dB)	Acceptance Limits (dB)
137.0	137.0	0.0	±1.1
136.0	136.0	0.0	±1.1
135.0	135.0	0.0	±1.1
134.0	134.0	0.0	±1.1
133.0	133.0	0.0	±1.1
132.0	132.0	0.0	±1.1
131.0	131.0	0.0	±1.1
129.0	129.0	0.0	±1.1
124.0	124.0	0.0	±1.1
119.0	119.0	0.0	±1.1
114.0	114.0	0.0	±1.1
109.0	109.0	0.0	±1.1
104.0	104.0	0.0	±1.1
99.0	99.0	0.0	±1.1
94.0	94.0	0.0	±1.1
89.0	89.0	0.0	±1.1
84.0	84.0	0.0	±1.1
79.0	79.0	0.0	±1.1
74.0	74.0	0.0	±1.1
69.0	69.0	0.0	±1.1
64.0	64.0	0.0	±1.1
59.0	59.0	0.0	±1.1
54.0	53.9	-0.1	±1.1
49.0	49.0	0.0	±1.1
44.0	43.9	-0.1	±1.1
39.0	38.9	-0.1	±1.1
34.0	34.0	0.0	±1.1
30.0	29.9	-0.1	±1.1
29.0	28.9	-0.1	±1.1
28.0	27.9	-0.1	±1.1
27.0	26.9	-0.1	±1.1
26.0	25.8	-0.2	±1.1
25.0	24.9	-0.1	±1.1

QF-TS12-04-04-020664

T. Retan

Continuation of Calibration Certificate

Cert. No. : ACL23324
Job No. : VC67AC0011
Pages : 5 of 8

4. Electrical signal tests of frequency weightings

Weighting network response with relative to 1 kHz.

Frequency (Hz)	Deviation from various frequency weighting response curve (dB)			
	Flat	C-weight	A-weight	Acceptance Limits
63	-0.1	0.0	-0.1	±2.0
125	0.0	0.0	0.0	±1.5
250	0.0	0.0	0.0	±1.5
500	0.0	0.0	0.0	±1.5
1000	0.0	0.0	0.0	±1.0
2000	0.0	0.0	0.0	±2.0
4000	0.0	0.0	0.0	±3.0
8000	0.0	0.1	0.1	±5.0

5. Frequency and time weightings at 1 kHz

5.1 Frequency weightings at 1 kHz

Frequency Weighting	Anticipated Value (dB)	Measured Value (dB)	Deviated Value (dB)	Acceptance Limits (dB)
A - weight	94.0	94.0	0.0	±0.2
C - weight	94.0	94.0	0.0	±0.2
Flat	94.0	94.0	0.0	±0.2

5.2 Time weighting at 1 kHz

Frequency Weighting	Anticipated Value (dB)	Measured Value (dB)	Deviated Value (dB)	Acceptance Limits (dB)
Fast	94.0	94.0	0.0	±0.1
Slow	94.0	94.0	0.0	±0.1
Leq	94.0	94.0	0.0	±0.1

6. Long - term stability

Frequency Weighting	SLM Display at initial (dB)	SLM Display at final (dB)	Deviated Value (dB)	Acceptance Limits (dB)
A - weight	94.0	94.0	0.0	±0.3

QF-TS12-04-04-020664

T. Retan

Continuation of Calibration Certificate

Cert. No. : ACL23324
Job No. : VC67AC0011
Pages : 7 of 8

8. Level linearity including the level range control

Range	Anticipated Value (dB)	Measured Value (dB)	Deviated Value (dB)	Acceptance Limits (dB)
Auto	94.0	94.0	0.0	±1.1

9. Tone burst response

Time Weighting	Tone burst duration, Tb (ms)	Cycle	Anticipated Value (dB)	Measured Value (dB)	Deviated Value (dB)	Acceptance Limits (dB)
Fast	0.25	1	108.0	107.9	-0.1	1.5 ; -5.0
	2	8	117.0	117.0	0.0	1.0 ; -2.5
	200	800	134.0	134.0	0.0	±1.0
Slow	2	8	108.0	108.0	0.0	1.5 ; -5.0
	200	800	127.6	127.6	0.0	±1.0
SEL	0.25	1	99.0	98.9	-0.1	1.5 ; -5.0
	2	8	108.0	108.0	0.0	1.0 ; -2.5
	200	800	128.0	128.0	0.0	±1.0

10. Peak C sound level

Number of cycle in test signal	Anticipated Value (dB)	Measured Value, Lcpeak (dB)	Deviated Value (dB)	Acceptance Limits (dB)
Continuous	133.0	133.0	0.0	±3.0
One	136.4	135.8	-0.6	±3.0

Number of cycle in test signal	Anticipated Value (dB)	Measured Value (dB)	Deviated Value (dB)	Acceptance Limits (dB)
Continuous	133.0	133.0	0.0	±2.0
Positive half cycle	135.4	135.2	-0.2	±2.0
Negative half cycle	135.4	135.2	-0.2	±2.0

QF-TS12-04-04-020664

T. Retan

Continuation of Calibration Certificate

Cert. No. : ACL23324
Job No. : VC67AC0011
Pages : 8 of 8

11. Overload indication

Measured value (dB)		Deviated Value (dB)	Acceptance Limits (dB)
Positive one-half cycle	Negative one-half cycle		
89.7	89.6	-0.1	±1.5

12. High level stability

Frequency	SLM Display at initial (dB)	SLM Display at final (dB)	Deviated Value (dB)	Acceptance Limits (dB)
Weighting				
A - weight	137.0	137.0	0.0	±0.3

The reported uncertainty is based on a standard uncertainty multiplied by coverage factor $k = 2$
or any value following calculation, providing a level of confidence of approximately 95 %

End of Calibration Certificate

QF-TS12-04-04-020664

CERTIFICATE OF CALIBRATION

Certificate Number:
205046
Page 2 of 2

Environmental conditions

The following conditions were recorded at the time of the test:

Before Pressure: 102.46 kPa Temperature: 23.4 °C Humidity: 34 %
After Pressure: 102.46 kPa Temperature: 23.4 °C Humidity: 35 %

Test equipment

Equipment	Manufacturer	Model	Serial number
Distortion Meter	Keithley	2015	0994818
Acoustic Calibrator	Brüel and Kjær	4231	2610257
Environmental Monitor	Comet	T7510	21962628

Initial Acoustic Results

	Expected	Sample 1	Sample 2	Sample 3	Average	Deviation	Tolerance	Uncertainty
Level (dB)	114.00	114.17	114.16	114.17	114.17	0.17	±0.75	0.11 dB
Distortion (%)	< 4.00	0.28	0.25	0.23	0.25	0.25	+4.00	0.13 %
Frequency (Hz)	1000.0	1004.0	1004.0	1004.0	1004.0	4.0	±20.0	0.1 Hz

The measured quantities or deviations (as applicable), extended by the expanded combined uncertainty of measurement, must not exceed the corresponding tolerance.

Adjusted Acoustic Results

	Expected	Sample 1	Sample 2	Sample 3	Average	Deviation	Tolerance	Uncertainty
Level (dB)	114.00	114.02	114.01	114.01	114.01	0.01	±0.75	0.11 dB
Distortion (%)	< 4.00	0.23	0.26	0.25	0.25	0.25	+4.00	0.13 %
Frequency (Hz)	1000.0	1004.1	1004.0	1004.0	1004.0	4.0	±20.0	0.1 Hz

Functionality Results

Function	Result
Keypad	Pass
Battery Power	Pass
Display	Pass
Communication	Pass
2 way IR link	Pass
Clock	Pass

End of results

CERTIFICATE OF CALIBRATION

ISSUED BY Cirrus Research plc

DATE OF ISSUE 15 December 2023 CERTIFICATE NUMBER 205046

REVIEW BY *Pauline P*
APPROVED BY *hsk*
NEXT CAL. DATE 14/12/24

Cirrus Research plc
Acoustic House
Bridlington Road
Hunmanby
North Yorkshire
YO14 0PH
United Kingdom

Page 1 of 2
Approved signatory
N.Smith
Electronically signed:

doseBadge Reader : IEC 60942:2003

Instrument information

Manufacturer: Cirrus Research plc
Model: RC-110A
Serial number: 75996
Class: 2

Notes:

Test summary

Date of calibration: 15 December 2023

The doseBadge reader detailed above has been calibrated to the published data as described in the operating manual and in the half-inch configuration. The procedures and techniques used are as described in IEC60942_2003 Annex B – Periodic Tests and three determinations of the sound pressure level, frequency and total distortion were made.

The sound pressure level was measured using a WS2F condenser microphone type MK-224 manufactured by Cirrus Research plc.

The results have been corrected to the reference pressure of 101.33 kPa using the manufacturer's data.

The doseBadge Reader has been shown to conform to the Class 2 requirements for periodic testing, described in Annex B of IEC 60942:2003 for the sound pressure level(s) and frequency(ies) stated, for the environmental conditions under which the tests were performed.

However, as public evidence was not available, from a testing organisation responsible for pattern approval, to demonstrate that the model of doseBadge Reader conformed to the requirements for pattern evaluation described in Annex A of IEC 60942:2003, no general statement or conclusion can be made about conformance of the doseBadge Reader to the requirements of IEC 60942:2003.

Notes:

This certificate provides traceability of measurement to the SI system of units and/or to units of measurement realised at the National Physical Laboratory or other recognised national metrology institutes. This certificate may not be reproduced other than in full, except with the prior written approval of the issuing laboratory. The results within this certificate relate only to the items calibrated. The reported expanded uncertainty is based on a standard uncertainty multiplied by a coverage factor $k=2$, providing a coverage probability of approximately 95%.

CERTIFICATE OF CALIBRATION

ISSUED BY Cirrus Research plc

DATE OF ISSUE 29 January 2024 CERTIFICATE NUMBER 207437

REVIEW BY *Pauline P*
APPROVED BY *hsk*
NEXT CAL. DATE 28/1/25

Cirrus Research plc
Acoustic House
Bridlington Road
Hunmanby
North Yorkshire
YO14 0PH
United Kingdom

Page 1 of 2
Approved signatory
N.Smith
Electronically signed:

doseBadge Reader : IEC 60942:2003

Instrument information

Manufacturer: Cirrus Research plc
Model: RC-110A
Serial number: 73729
Class: 2

Notes:

Test summary

Date of calibration: 29 January 2024

The doseBadge reader detailed above has been calibrated to the published data as described in the operating manual and in the half-inch configuration. The procedures and techniques used are as described in IEC60942_2003 Annex B – Periodic Tests and three determinations of the sound pressure level, frequency and total distortion were made.

The sound pressure level was measured using a WS2F condenser microphone type MK-224 manufactured by Cirrus Research plc.

The results have been corrected to the reference pressure of 101.33 kPa using the manufacturer's data.

The doseBadge Reader has been shown to conform to the Class 2 requirements for periodic testing, described in Annex B of IEC 60942:2003 for the sound pressure level(s) and frequency(ies) stated, for the environmental conditions under which the tests were performed.

However, as public evidence was not available, from a testing organisation responsible for pattern approval, to demonstrate that the model of doseBadge Reader conformed to the requirements for pattern evaluation described in Annex A of IEC 60942:2003, no general statement or conclusion can be made about conformance of the doseBadge Reader to the requirements of IEC 60942:2003.

Notes:

This certificate provides traceability of measurement to the SI system of units and/or to units of measurement realised at the National Physical Laboratory or other recognised national metrology institutes. This certificate may not be reproduced other than in full, except with the prior written approval of the issuing laboratory. The results within this certificate relate only to the items calibrated. The reported expanded uncertainty is based on a standard uncertainty multiplied by a coverage factor $k=2$, providing a coverage probability of approximately 95%.

CERTIFICATE OF CALIBRATION

Certificate Number:
207437
Page 2 of 2

Environmental conditions

The following conditions were recorded at the time of the test:

Before Pressure: 101.44 kPa Temperature: 21.3 °C Humidity: 35.8 %
After Pressure: 101.44 kPa Temperature: 21.3 °C Humidity: 35.9 %

Test equipment

Equipment	Manufacturer	Model	Serial number
Distortion Meter	Keithley	2015	0994818
Acoustic Calibrator	Bruel and Kjaer	4231	2610257
Environmental Monitor	Comet	T7510	21962628

Initial Acoustic Results

	Expected	Sample 1	Sample 2	Sample 3	Average	Deviation	Tolerance	Uncertainty
Level (dB)	114.00	114.31	114.31	114.29	114.30	0.30	±0.75	0.11 dB
Distortion (%)	< 4.00	0.32	0.26	0.40	0.33	0.33	+4.00	0.13 %
Frequency (Hz)	1000.0	998.2	998.3	998.3	998.3	-1.7	±20.0	0.1 Hz

The measured quantities or deviations (as applicable), extended by the expanded combined uncertainty of measurement, must not exceed the corresponding tolerance.

Adjusted Acoustic Results

	Expected	Sample 1	Sample 2	Sample 3	Average	Deviation	Tolerance	Uncertainty
Level (dB)	114.00	114.01	114.01	114.02	114.01	0.01	±0.75	0.11 dB
Distortion (%)	< 4.00	0.30	0.34	0.34	0.33	0.33	+4.00	0.13 %
Frequency (Hz)	1000.0	998.1	998.3	998.3	998.2	-1.8	±20.0	0.1 Hz

Functionality Results

Function	Result
Keypad	Pass
Battery Power	Pass
Display	Pass
Communication	Pass
2 way IR link	Pass
Clock	Pass

End of results



ROTA METER CALIBRATION RESULT JANUARY 2024

Rotameter ID.	Calibration Date	Regression Result	Coefficient (R ²)
SGK_FS0139	04 Jan 24	Y = 1.0047x + 1.8667	0.9999
SGK_FS0140	04 Jan 24	Y = 1.0001x + 14.149	1.0000
SGK_FS0141	04 Jan 24	Y = 1.1111x - 1.1337	0.9994
SGK_FS0142	04 Jan 24	Y = 1.0179x + 0.3633	0.9999
SGK_FS0143	04 Jan 24	Y = 1.054x + 2.2352	1.0000

Review By :

Wichan Choonharat
(Mr. Wichan Choonharat)

Enviro Field Services Manager

Approved By :

(Mr. Sarayuth Jitranont)
(Mr. Sarayuth Jitranont)

Assistant General Manager



ROTA METER CALIBRATION RESULT JANUARY 2024

Rotameter ID.	Calibration Date	Regression Result	Coefficient (R ²)
BKK_FS0585	10 Jan 24	Y = 1.0351x + 2.3733	0.9998
BKK_FS0587	10 Jan 24	Y = 1.0168x + 15.05	0.9997
BKK_FS0592	10 Jan 24	Y = 1.0013x + 12.556	1.0000
BKK_FS0594	10 Jan 24	Y = 1.0048x + 4.9762	1.0000
BKK_FS1004	04 Jan 24	Y = 0.9873x + 13.47	0.9993
BKK_FS1005	04 Jan 24	Y = 1.0187x + 1.25	0.9998
BKK_FS1006	04 Jan 24	Y = 1.1589x - 3.6605	0.9981
BKK_FS1007	10 Jan 24	Y = 1.1347x + 1.6007	0.9989
BKK_FS1008	10 Jan 24	Y = 1.127x + 4.3827	0.9996
BKK_FS1017	04 Jan 24	Y = 1.0632x - 0.0701	0.9998
BKK_FS1018	04 Jan 24	Y = 1.0115x + 1.2867	0.9996
BKK_FS1019	04 Jan 24	Y = 1.0019x + 8.4867	1.0000
BKK_FS1026	19 Jan 24	Y = 0.9618x + 1.9626	0.9999
BKK_FS1027	19 Jan 24	Y = 1.0065x - 4.3786	1.0000
BKK_FS1028	19 Jan 24	Y = 1.0184x - 37.308	0.9997
BKK_FS1029	19 Jan 24	Y = 0.9809x + 2.7925	0.9977
BKK_FS1030	19 Jan 24	Y = 0.996x - 1.3286	1.0000
BKK_FS1031	19 Jan 24	Y = 1.015x - 27.236	0.9997
BKK_FS1039	04 Jan 24	Y = 1.0047x + 8.0267	0.9997
BKK_FS1040	04 Jan 24	Y = 1.0059x + 3.6952	1.0000
BKK_FS1041	04 Jan 24	Y = 1.0677x - 0.0486	0.9995
BKK_FS1042	04 Jan 24	Y = 1.0021x + 11.273	0.9995
BKK_FS1043	04 Jan 24	Y = 1.0023x + 8.3905	1.0000
BKK_FS1044	04 Jan 24	Y = 1.0738x + 1.2527	0.9997
PHK_FS0027	10 Jan 24	Y = 1.1096x + 0.3565	1.0000
PHK_FS0028	10 Jan 24	Y = 1.034x - 2.52	1.0000
PHK_FS0029	10 Jan 24	Y = 1.0017x + 8.0124	1.0000
RYG_FS0197	04 Jan 24	Y = 1.0045x + 10.275	1.0000
RYG_FS0198	04 Jan 24	Y = 1.0024x + 10.1	1.0000
RYG_FS0199	04 Jan 24	Y = 1.0343x - 0.3854	0.9999
RYG_FS0654	04 Jan 24	Y = 1.0529x + 0.1565	0.9996
RYG_FS0655	04 Jan 24	Y = 0.992x + 8.9667	0.9992
RYG_FS0656	04 Jan 24	Y = 1.0068x - 2.8429	1.0000
RYG_FS0657	04 Jan 24	Y = 1.0472x + 1.9228	0.9999
RYG_FS0658	04 Jan 24	Y = 0.9675x + 20.263	0.9996
RYG_FS0659	04 Jan 24	Y = 1.0028x + 10.275	1.0000
SGK_FS0135	17 Jan 24	Y = 1.0145x + 2.8273	1.0000
SGK_FS0136	17 Jan 24	Y = 1.0113x + 1.75	0.9999
SGK_FS0138	04 Jan 24	Y = 1.0632x - 1.0034	0.9999



ROTA METER CALIBRATION RESULT APRIL 2024

Rotameter ID.	Calibration Date	Regression Result	Coefficient (R ²)
BKK_FS0585	23 Apr 24	Y = 1.0322x + 2.25	0.9997
BKK_FS0587	23 Apr 24	Y = 1.0111x + 16.357	0.9994
BKK_FS0592	23 Apr 24	Y = 1.001x + 14.551	1.0000
BKK_FS0594	23 Apr 24	Y = 1.0048x + 4.9762	1.0000
BKK_FS1004	01 Apr 24	Y = 0.9826x + 12.32	0.9998
BKK_FS1005	01 Apr 24	Y = 1.0183x + 0.0633	0.9998
BKK_FS1006	01 Apr 24	Y = 1.1534x - 3.3241	0.9989
BKK_FS1007	23 Apr 24	Y = 1.1084x + 2.9017	0.9994
BKK_FS1008	06 May 24	Y = 1.1347x + 2.1915	0.9996
BKK_FS1011	07 May 24	Y = 1.3995x - 7.1671	0.9994
BKK_FS1012	07 May 24	Y = 1.0488x - 26.533	0.9998
BKK_FS1013	07 May 24	Y = 1.0255x - 57.741	1.0000
BKK_FS1017	04 Apr 24	Y = 1.0213x + 0.1156	1.0000
BKK_FS1018	04 Apr 24	Y = 1.0007x + 1.3933	0.9999
BKK_FS1019	04 Apr 24	Y = 1.0038x - 1.3381	1.0000
BKK_FS1020	04 Apr 24	Y = 1.003x + 5.7656	1.0000
BKK_FS1021	04 Apr 24	Y = 1.0096x - 25.605	0.9926
BKK_FS1022	04 Apr 24	Y = 1.0937x - 103.66	0.9980
BKK_FS1023	07 May 24	Y = 1.1613x - 2.675	1.0000
BKK_FS1024	07 May 24	Y = 1.0157x - 4.3362	1.0000
BKK_FS1025	07 May 24	Y = 1.0018x - 4.6236	0.9999
BKK_FS1026	19 Jan 24	Y = 0.9618x + 1.9626	0.9999
BKK_FS1027	19 Jan 24	Y = 1.0065x - 4.3786	1.0000
BKK_FS1028	19 Jan 24	Y = 1.0184x - 37.308	0.9997
BKK_FS1029	19 Jan 24	Y = 0.9809x + 2.7925	0.9977
BKK_FS1030	19 Jan 24	Y = 0.996x - 1.3286	1.0000
BKK_FS1031	19 Jan 24	Y = 1.015x - 27.236	0.9997
BKK_FS1039	01 Apr 24	Y = 0.9909x + 11.357	0.9991
BKK_FS1040	01 Apr 24	Y = 1.0121x - 19.203	0.9996
BKK_FS1041	01 Apr 24	Y = 1.0176x + 1.4813	0.9996
BKK_FS1042	01 Apr 24	Y = 0.9927x + 10.76	0.9995
BKK_FS1043	01 Apr 24	Y = 0.9965x + 13.696	1.0000
BKK_FS1044	01 Apr 24	Y = 1.1159x - 0.9354	0.9978
PHK_FS0027	06 May 24	Y = 1.1281x + 0.4949	0.9997
PHK_FS0028	06 May 24	Y = 1.0332x - 1.8233	0.9999
PHK_FS0029	06 May 24	Y = 1.001x + 10.848	1.0000
RYG_FS0197	01 Apr 24	Y = 1.0045x + 10.275	1.0000
RYG_FS0198	01 Apr 24	Y = 1.0061x + 0.715	0.9999
RYG_FS0199	01 Apr 24	Y = 0.976x + 3.1497	0.9998



ROTA METER CALIBRATION RESULT APRIL 2024

Rotameter ID.	Calibration Date	Regression Result	Coefficient (R ²)
RYG_FS0654	01 Apr 24	Y = 1.0354x + 0.3361	0.9998
RYG_FS0655	01 Apr 24	Y = 0.978x + 13.603	0.9991
RYG_FS0656	01 Apr 24	Y = 1.0035x + 6.879	0.9999
RYG_FS0657	01 Apr 24	Y = 1.0233x + 0.8908	0.9982
RYG_FS0658	01 Apr 24	Y = 0.9905x + 9.8867	0.9996
RYG_FS0659	01 Apr 24	Y = 0.9994x + 13.924	1.0000
SGK_FS0135	23 Apr 24	Y = 1.0117x + 4.8833	1.0000
SGK_FS0136	23 Apr 24	Y = 1.0134x + 3.6467	1.0000
SGK_FS0138	04 Apr 24	Y = 1.0449x - 0.3684	0.9988
SGK_FS0139	04 Apr 24	Y = 1.0086x + 3.1267	0.9988
SGK_FS0140	04 Apr 24	Y = 1.0029x + 7.5181	1.0000
SGK_FS0141	23 Apr 24	Y = 1.1129x - 0.0619	0.9997
SGK_FS0142	23 Apr 24	Y = 1.0136x + 2.4267	0.9999
SGK_FS0143	23 Apr 24	Y = 1.0036x + 8.3162	1.0000

Review By:

Wichan Choonharat

(Mr. Wichan Choonharat)

Enviro Field Services Manager

Approved By:

Mr. Sarayuth Jitranont

(Mr. Sarayuth Jitranont)

Assistant General Manager

Sartorius (Thailand) Co., Ltd.

129 Rama 9 Road, Huaykwang, Huaykwang, Bangkok 10310
Tel: +66 2643 8361-6 Fax: +66 2643-8367, e-mail: service.thailand@sartorius.com

SARTORIUS

Certificate of Calibration

Model Number: MSE125P-100-DU

Description: Semi-micro Balance

Serial Number: 0033108993

ID No.: RYG_EN0004

Manufacturer: Sartorius

Certificate No.: 23BCI0114

Issued Date: Friday, March 03, 2023

Reference No.: 204833

Page No.: 2 of 3

Calibration Results : Without Adjustment

Repeatability

The repeatability is the ability of a weighing instrument to display nearly identical readings under constant test conditions when the same load within a measurement series is placed repeatedly on the weighing pan in the same manner. The standard deviation is used to express repeatability quantitatively.

Nominal Value : (Low Load)	5.00002	50.00002
5 g	5.00002	50.00002
Tolerance	5.00001	50.00002
0.000015 g	5.00002	50.00001
Nominal Value : (High Load)	5.00002	50.00001
50 g	5.00002	50.00000
Tolerance	5.00001	50.00000
0.000015 g	5.00002	50.00001
Standard Deviation	0.000007	0.000009

Eccentricity (Off-center loading error)

The off-center loading error is yielded by the difference between the readout of the load, i.e. 1/3 or 1/4 of maximum capacity, placed in the middle of the weighing pan and between each of four additional measurement points (positions defined according to OIML R76).

Nominal value :	50 g
Tolerance	0.00015 g
Difference	
1	-
2	-0.00001
3	0.00000
4	0.00002
5	0.00002
6	-

Linearity

The linearity, also called linearity error, describes the deviation of the characteristic curve of a weighing instrument from the linear slope.

Tolerance		0.00004 g		
Nominal Value	Conventional Mass Value	Displayed Value	Deviation	Uncertainty
(g)	(g)	(g)	(g)	(g)
0.01	0.01000	0.01000	0.00000	0.000026
0.1	0.10000	0.10000	0.00000	0.000026
1	1.00000	1.00000	0.00000	0.000028
2	2.00002	2.00002	0.00000	0.000030
5	5.00002	5.00001	-0.00001	0.000033
10	10.00002	10.00002	0.00000	0.000038
20	20.00000	20.00000	0.00000	0.000048
30	30.00002	30.00002	0.00000	0.000240
40	40.00003	40.00002	-0.00001	0.000087
50	50.00002	50.00001	-0.00001	0.000081

RYG_EN0004

Sartorius (Thailand) Co., Ltd.

129 Rama 9 Road, Huaykwang, Huaykwang, Bangkok 10310
Tel: +66 2643 8361-6, e-mail: service.thailand@sartorius.comNSC-TIS-TIS 17025
CALIBRATION 0426

SARTORIUS

REVIEW BY: *Mr. Chonchai*
APPROVED BY: *D. Vong*
NEXT CAL. DATE: 01/03/24

Certificate of Calibration

Model Number: MSE125P-100-DU

Description: Semi-micro Balance

Serial Number: 0033108993

ID No.: RYG_EN0004

Manufacturer: Sartorius

Certificate No.: 23BCI0114

Issued Date: Friday, March 03, 2023

Reference No.: 204833

Page No.: 1 of 3

Customer Name: ALS Laboratory Group (Thailand) Co., Ltd. (Rayong Branch)

616/10 Moo 5 T. Maenam Khu, A. Pluak Daeng, Rayong 21140, Thailand.

Calibrated Place: ALS Laboratory Group (Thailand) Co., Ltd. (Balance Room)

616/10 Moo 5 T. Maenam Khu, A. Pluak Daeng, Rayong 21140, Thailand.

Calibrated By: Mr. Chonchai Inthana

Calibration Date: Wednesday, March 01, 2023

Calibration

Procedure No.: This calibration was conducted by

Using in-house calibration procedure number (WI-003)

Based on UKAS LAD 14 : 2019

Metrological data :

Capacity: 120 g Readability: 0.00001 g

Ambients Conditions:

Temperature: 24.0 °C ± 5.0 °C

Humidity: 63.0 % RH ± 10.0 % RH

Pressure: ±

Reasons for calibration

☐ New Installation ☐ Service / Required ☐ Re-calibration/ MaintenanceEquipment Condition: ☒ Good Operate ☐ Fair

Measurement Method

UKAS Publication Ref : Lab 14

The measurement uncertainty stated is the expanded uncertainty which is obtained from the standard uncertainty multiplied by the coverage factor (k=2) to provide a level of confidence of approximately 95%. It is determined in accordance with the Guide to Expression of Uncertainty in Measurement (GUM). The calibration certificate documents the traceability to National Standards, which realise the unit of measurement according to the International Standard System of Units (SI). Report of Tolerance came from list of Sartorius Metrological Specifications.

Traceability:

Model Number	Description	Traceability	Certificate No.	Due Date
YCS011-522-00	Sartorius weight set 1mg - 5000g E2, YCS011-522-00	SPC-RT	C02212565	14-Sep-2023
MHB-382SD	Humidity/Barometer/Temp Lutron MHB-382SD	DKSH	C19220444	5-Sep-2023

This certificate relate and apply this equipment only.

This certificate may not be reproduced other than in full except with the prior written approval of the Verification Operation Division Sartorius (Thailand) Co., Ltd.

Mr. chonchai Inthana(Technical Manager)



Sartorius (Thailand) Co., Ltd.

129 Rama 9 Road, Huaykwang, Huaykwang, Bangkok 10310
Tel: +66 2643 8361-6 Fax: +66 2643-8367, e-mail: service.thailand@sartorius.com

SARTORIUS

Certificate of Calibration

Model Number: MSE125P-100-DU

Description: Semi-micro Balance

Serial Number: 0033108993

ID No.: RYG_EN0004

Manufacturer: Sartorius

Certificate No.: 23BCI0114

Issued Date: Friday, March 03, 2023

Reference No.: 204833

Page No.: 3 of 3

Calibration Results : Without Adjustment

Repeatability

The repeatability is the ability of a weighing instrument to display nearly identical readings under constant test conditions when the same load within a measurement series is placed repeatedly on the weighing pan in the same manner. The standard deviation is used to express repeatability quantitatively.

Nominal Value : (Low Load)	100.0000
100 g	100.0000
Tolerance	100.0000
0.000015 g	100.0000
Nominal Value : (High Load)	100.0000
100 g	100.0001
Tolerance	100.0000
0.000015 g	100.0000
Standard Deviation	0.00003

Eccentricity (Off-center loading error)

The off-center loading error is yielded by the difference between the readout of the load, i.e. 1/3 or 1/4 of maximum capacity, placed in the middle of the weighing pan and between each of four additional measurement points (positions defined according to OIML R76).

Nominal value :	50 g
Tolerance	0.00015 g
Difference	
1	-
2	-
3	-
4	-
5	-
6	-

Linearity

The linearity, also called linearity error, describes the deviation of the characteristic curve of a weighing instrument from the linear slope.

Tolerance		0.0001 g		
Nominal Value	Conventional Mass Value	Displayed Value	Deviation	Uncertainty
(g)	(g)	(g)	(g)	(g)
65	65.0000	65.0000	0.0000	0.00015
70	70.0000	70.0000	0.0000	0.00015
75	75.0000	75.0000	0.0000	0.00016
80	80.0000	80.0000	0.0000	0.00017
85	85.0001	85.0001	0.0000	0.00018
90	90.0001	90.0001	0.0000	0.00018
95	95.0001	95.0001	0.0000	0.00020
100	100.0000	100.0000	0.0000	0.00024
110	110.0000	110.0000	0.0000	0.00026
120	120.0000	120.0000	0.0000	0.00026

End of Report.



SARTORIUS

Certificate of Calibration

REVIEW BY: Thani
APPROVED BY: [Signature]
NEXT CAL. DATE: 02/02/2025

Model Number: MSE125P-100-DU
Description: Semi-micro Balance
Serial Number: 0033108993
ID No.: RYG_EN0004
Manufacturer: Sartorius
Certificate No.: 24BCI0071
Issued Date: Friday, February 23, 2024
Reference No.: 229196
Page No.: 1 of 3

Customer Name: ALS Laboratory Group (Thailand) Co., Ltd. (Rayong Branch)
616/10 Moo 5 T.Maenam Khu, A.Pluek Daeng, Rayong 21140, Thailand.

Calibrated Place: ALS Laboratory Group (Thailand) Co., Ltd. (Balance Room)
616/10 Moo 5 T.Maenam Khu, A.Pluek Daeng, Rayong 21140, Thailand.

Calibrated By: Mr.Chonchai Inthana
Calibration Date: Thursday, February 22, 2024

Calibration Procedure No.: This calibration was conducted by
Using in-house calibration procedure number (WI-003)
Based on UKAS LAB 14 : 2019

Metrological data :
Capacity : 60. /120 g Readability : 0.00001/0.0001 g
Ambients Conditions:
Temperature : 24.0 °C ± 5.0 °C
Humidity : 60.0 % RH ± 10.0 % RH
Pressure : ±

Reasons for calibration
☐ New Installation ☐ Service / Repaired ☒ Re-calibration/ Maintenance

Equipment Condition: ☒ Good Operate ☐ Fair

Measurement Method UKAS Publication Ref :Lab 14
The measurement uncertainty stated is the expanded uncertainty which is obtained from the standard uncertainty multiplied by the coverage factor (k=2) to provide a level of confidence of approximately 95%. It is determined in accordance with the Guide to Expression of Uncertainty in Measurement (GUM). The calibration certificate documents the traceability to National Standards, which realise the unit of measurement according to the International Standard System of Units (SI). Report of Tolerance came from list of Sartorius Metrological Specifications.

Model Number	Description	Traceability	Certificate No.	Due Date
YCS011-522-00	Sartorius weight set 1mg - 5000g E2.YCS011-522-00	TCS	M2308197S	23-Aug-2025
MHB-382SD	Humidity/Barometer/Temp Lutron MHB-382SD	DKSH	C19231845	23-Aug-2024

This certificate relate and apply this equipment only.
This certificate may not be reproduced other than in full except with the prior written approval of the Verification Operation Division Sartorius (Thailand) Co., Ltd.
Mr.Chonchai Inthana(Technical Manager)

SOP FM 33 03 February 2022

SARTORIUS

Certificate of Calibration

REVIEW BY: Thani
APPROVED BY: [Signature]
NEXT CAL. DATE: 02/02/2025

Model Number: MSE125P-100-DU
Description: Semi-micro Balance
Serial Number: 0033108993
ID No.: RYG_EN0004
Manufacturer: Sartorius
Certificate No.: 24BCI0071
Issued Date: Friday, February 23, 2024
Reference No.: 229196
Page No.: 3 of 3

Calibration Results : Without Adjustment

Repeatability		Eccentricity (Off-center loading error)	
The repeatability is the ability of a weighing instrument to display nearly identical results under constant test conditions when the same load within a measurement series is placed repeatedly on the weighing pan in the same manner. The standard deviation is used to express reproducibility quantitatively.		The off-center loading error is yielded by the difference between the readout of the load, i.e. 1/2 or 1/4 of maximum capacity, placed in the middle of the weighing pan and between each of four additional measurement points (positions defined according to OIML R76).	
Nominal Value : (Low Load)	100.0000 g	Nominal value :	50 g
Tolerance	0.000015 g	Tolerance	0.00015 g
Nominal Value : (High Load)	100 g		
Tolerance	0.000015 g		
Standard Deviation	0.00003		

Linearity				
The linearity, also called linearity error, describes the deviation of the characteristic curve of a weighing instrument from the linear slope.				
Tolerance	0.0001 g			
Nominal Value	Conventional Mass Value	Displayed Value	Deviation	Uncertainty
(g)	(g)	(g)	(g)	(g)
65	65.0000	65.0000	0.0000	0.00015
70	70.0000	70.0000	0.0000	0.00015
75	75.0001	75.0000	-0.0001	0.00015
80	80.0001	80.0000	-0.0001	0.00016
85	85.0001	85.0001	0.0000	0.00018
90	90.0001	90.0001	0.0000	0.00017
95	95.0001	95.0001	0.0000	0.00019
100	100.0000	100.0000	0.0000	0.00024
110	110.0000	110.0000	0.0000	0.00026
120	120.0000	120.0000	0.0000	0.00026

End of Report

SOP FM 33 03 February 2022

SARTORIUS

Certificate of Calibration

Model Number: MSE125P-100-DU
Description: Semi-micro Balance
Serial Number: 0033108993
ID No.: RYG_EN0004
Manufacturer: Sartorius
Certificate No.: 24BCI0071
Issued Date: Friday, February 23, 2024
Reference No.: 229196
Page No.: 2 of 3

Calibration Results : Without Adjustment

Repeatability		Eccentricity (Off-center loading error)	
The repeatability is the ability of a weighing instrument to display nearly identical results under constant test conditions when the same load within a measurement series is placed repeatedly on the weighing pan in the same manner. The standard deviation is used to express reproducibility quantitatively.		The off-center loading error is yielded by the difference between the readout of the load, i.e. 1/2 or 1/4 of maximum capacity, placed in the middle of the weighing pan and between each of four additional measurement points (positions defined according to OIML R76).	
Nominal Value : (Low Load)	5 g	Nominal value :	50 g
Tolerance	0.000015 g	Tolerance	0.00015 g
Nominal Value : (High Load)	50 g		
Tolerance	0.000015 g		
Standard Deviation	0.000008		

Linearity				
The linearity, also called linearity error, describes the deviation of the characteristic curve of a weighing instrument from the linear slope.				
Tolerance	0.00004 g			
Nominal Value	Conventional Mass Value	Displayed Value	Deviation	Uncertainty
(g)	(g)	(g)	(g)	(g)
0.01	0.01000	0.01000	0.00000	0.000024
0.1	0.10000	0.10000	0.00000	0.000025
1	1.00000	1.00000	0.00000	0.000027
2	2.00002	2.00002	0.00000	0.000028
5	5.00002	5.00003	0.00001	0.000031
10	10.00002	10.00004	0.00002	0.000036
20	20.00002	20.00002	0.00000	0.000049
30	30.00004	30.00003	-0.00001	0.000089
40	40.00005	40.00003	-0.00002	0.000089
50	50.00002	50.00001	-0.00001	0.000089

SOP FM 33 03 February 2022

Certificate of System Qualification

GC-OQ

System ID: CN11461066
Organization Name: ALS Laboratory Group (Thailand) Co., Ltd.
Organization Location: 104 Soi 40 Phatthanakan Rd,Khwang Suan Luang, Khet Suan Luang, Bangkok 10250

Date: April 21, 2023 3:26:38 PM
EQP Name: AgilentRecommended
EQP Revision: GC.02.52
Overall Qualification Status: Pass

CDS Logon Verification - GC
Logon: Saenguthai Tarak

Overall CDS Logon Verification - GC Test Status
Pass

System Inspection and Basic Safety and Operation
Name: 7890
Setpoint Status: Pass

Overall System Inspection and Basic Safety and Operation Test Status
Pass

Inlet Pressure Decay
Name: 7890
Front: SSL

Setpoint Status: Pass
Pressure: 25.0 psi

Pressure Change: -0.1 psi /5 minutes
Agilent Recommended: >= -2.0 and <= 0.5

Date: April 21, 2023 3:26:38 PM
System ID: CN11461066

Overall Inlet Pressure Decay Test Status

Pass

Inlet Pressure Accuracy

Name: 7890
Front SSL

Setpoint Status:

Pass

Setpoint: 25.0 psi Actual: 25.2 psi

Accuracy: 0.2 psi

Agilent Recommended: <= 1.2

Overall Inlet Pressure Accuracy Test Status

Pass

Inlet Pressure Decay

Name: 7890
Back SSL

Setpoint Status:

Pass

Pressure: 25.0 psi

Pressure Change: 0.0 psi /5 minutes

Agilent Recommended: >= -2.0 and <= 0.5

Overall Inlet Pressure Decay Test Status

Pass

Inlet Pressure Accuracy

Name: 7890
Back SSLDate: April 21, 2023 3:26:38 PM
System ID: CN11461066

Page 2 / 23

Overall Detector Flow Accuracy Test Status

Pass

Detector Flow Accuracy

Name: 7890
Back FID

Setpoint Status:

Pass

Flow Type:

Fuel

Setpoint: 30.0 mL/min Measured Flow: 30.7 mL/min

Accuracy: 0.7 mL/min

Agilent Recommended: <= 10.0 % setpoint (3.0 mL/min)

Limit is percentage of setpoint or 0.5 mL/minute, whichever is largest.

Setpoint Status:

Pass

Flow Type:

Oxidizer

Setpoint: 400.0 mL/min Measured Flow: 399 mL/min

Accuracy: 1.0 mL/min

Agilent Recommended: <= 10.0 % setpoint (40.0 mL/min)

Limit is percentage of setpoint or 0.5 mL/minute, whichever is largest.

Setpoint Status:

Pass

Flow Type:

Makeup

Setpoint: 25.0 mL/min Measured Flow: 24.6 mL/min

Accuracy: 0.4 mL/min

Agilent Recommended: <= 10.0 % setpoint (2.5 mL/min)

Limit is percentage of setpoint or 0.5 mL/minute, whichever is largest.

Overall Detector Flow Accuracy Test Status

Pass

GC Oven Temperature Accuracy

Name: 7890

Date: April 21, 2023 3:26:38 PM
System ID: CN11461066

Page 4 / 23

Setpoint Status:

Pass

Setpoint: 25.0 psi Actual: 24.8 psi

Accuracy: 0.2 psi

Agilent Recommended: <= 1.2

Overall Inlet Pressure Accuracy Test Status

Pass

Detector Flow Accuracy

Name: 7890
Front FID

Setpoint Status:

Pass

Flow Type:

Fuel

Setpoint: 30.0 mL/min Measured Flow: 28.9 mL/min

Accuracy: 1.1 mL/min

Agilent Recommended: <= 10.0 % setpoint (3.0 mL/min)

Limit is percentage of setpoint or 0.5 mL/minute, whichever is largest.

Setpoint Status:

Pass

Flow Type:

Oxidizer

Setpoint: 400.0 mL/min Measured Flow: 400 mL/min

Accuracy: 0.0 mL/min

Agilent Recommended: <= 10.0 % setpoint (40.0 mL/min)

Limit is percentage of setpoint or 0.5 mL/minute, whichever is largest.

Setpoint Status:

Pass

Flow Type:

Makeup

Setpoint: 25.0 mL/min Measured Flow: 24.9 mL/min

Accuracy: 0.1 mL/min

Agilent Recommended: <= 10.0 % setpoint (2.5 mL/min)

Limit is percentage of setpoint or 0.5 mL/minute, whichever is largest.

Date: April 21, 2023 3:26:38 PM
System ID: CN11461066

Page 3 / 23

Setpoint Status:

Pass

Zone:

Oven

Setpoint/Actual: 230.0 / 230.6 °C

Accuracy: 0.6 °C

Agilent Recommended: >= -1.0 °C % setpoint in K (-5.0 °C)

<= 1.0 °C % setpoint in K (5.0 °C)

Setpoint Status:

Pass

Zone:

Oven

Setpoint/Actual: 100.0 / 100.9 °C

Accuracy: 0.9 °C

Agilent Recommended: >= -1.0 °C % setpoint in K (-3.7 °C)

<= 1.0 °C % setpoint in K (3.7 °C)

Overall GC Oven Temperature Accuracy Test Status

Pass

GC Oven Temperature Stability

Name: 7890

Setpoint Status:

Pass

Setpoint/Average: 100.0 / 100.8833 °C

Stability: 0.1 °C

Agilent Recommended: <= 0.5

Overall GC Oven Temperature Stability Test Status

Pass

Scouting Run

Tested Combination: Front SSL / Front FID

Injection Tower

Name: 7893A

Date: April 21, 2023 3:26:38 PM
System ID: CN11461066

Page 5 / 23

Setpoint Status: Completed

Injection Volume on Column: 1.0 µL

Overall Scouting Run Status

Completed

Noise and Drift

Tested Combination1 Front SSL / Front FID
Name: 7890

Setpoint Status: Pass

Base Signal: 22.7 pA

ASTM Noise		Drift	
pA		pA/Hr	
0.06	0.10	0.05	2.50
<=		<=	
Pass		Pass	

Agilent Recommended:

Status:

Overall Noise and Drift Test Status

Pass

Injection Precision

Tested Combination1 Front SSL / Front FID
Name: 7893A

Setpoint Status: Pass

Injection Volume on Column: 1.0 µL

Area RSD: 0.32 % Retention Time RSD: 0.67 %

Agilent Recommended: <= 3.00 <= 1.00

Overall Injection Precision Test Status

Pass

Signal to Noise

Date: April 21, 2023 3:26:38 PM
System ID: CN11461066

Page 6 / 23

Overall Noise and Drift Test Status

Pass

Injection Precision

Tested Combination2 Back SSL / Back FID
Name: 7893A

Setpoint Status: Pass

Injection Volume on Column: 1.0 µL

Area RSD: 1.28 % Retention Time RSD: 0.83 %

Agilent Recommended: <= 3.00 <= 1.00

Overall Injection Precision Test Status

Pass

Signal to Noise

Tested Combination2 Back SSL / Back FID
Injection Tower
Name: 7890

Setpoint Status: Pass

Signal to Noise: 2404396

Agilent Recommended: >= 300000

Overall Signal to Noise Test Status

Pass

Date: April 21, 2023 3:26:38 PM
System ID: CN11461066

Page 8 / 23

Tested Combination1 Front SSL / Front FID
Injection Tower

Name: 7890

Setpoint Status: Pass

Signal to Noise: 721755

Agilent Recommended: >= 300000

Overall Signal to Noise Test Status

Pass

Scouting Run

Tested Combination2 Back SSL / Back FID
Injection Tower

Name: 7893A

Setpoint Status: Completed

Injection Volume on Column: 1.0 µL

Overall Scouting Run Status

Completed

Noise and Drift

Tested Combination2 Back SSL / Back FID
Name: 7890

Setpoint Status: Pass

Base Signal: 22.6 pA

ASTM Noise		Drift	
pA		pA/Hr	
0.07	0.10	0.09	2.50
<=		<=	
Pass		Pass	

Agilent Recommended:

Status:

Date: April 21, 2023 3:26:38 PM
System ID: CN11461066

Page 7 / 23

Instrument Details

Purpose

This section describes the as found system configuration.

Details

System

System ID	CN11461066
Manufacturer	Agilent Technologies
Name	7890
Flow Data Input	Manual Data
Temperature Data Input	Manual Data or Other Data Logging

Tested Combination1	
Injection Technique	Injection Tower
Sampler Identifier	Sampler 2
Inlet	Front
Detector	Front
LTM Included?	No

Tested Combination2	
Injection Technique	Injection Tower
Sampler Identifier	Sampler 3
Inlet	Back
Detector	Back
LTM Included?	No

Sampler 1	
Manufacturer	Agilent Technologies
Type	Tray
Name	7893A
Model Number	G4514A
Serial Number	CN15380030
Firmware Revision	A.11.01
Vial Heater	Not installed

Date: April 21, 2023 3:26:38 PM
System ID: CN11461066

Page 5 / 23

Sampler 2	
Manufacturer	Agilent Technologies
Type	Injection Tower
Name	7693A
Model Number	G4513A
Serial Number	CN16280128
Firmware Revision	A.10.09
Usage	Sample Injection
Location	Front
Syringe Volume (µL)	10
Sampler 3	
Manufacturer	Agilent Technologies
Type	Injection Tower
Name	7693A
Model Number	G4513A
Serial Number	CN10340103
Firmware Revision	A.10.09
Usage	Sample Injection
Location	Back
Syringe Volume (µL)	10
Mainframe 1	
Manufacturer	Agilent Technologies
Name	7890
Model Number	G3440A
Serial Number	CN11461066
Firmware Revision	Version 4.27
Oven Type	Standard

Date: April 21, 2023 3:26:38 PM
System ID: CN11461066

Page 10 / 23

Electronic Signature

Purpose

This signature page was created and published because the ACE sign-off action was executed, which is valid for the entire document, including attachments. The ACE sign-off is an electronic signature that requires two distinct identification components: unique username and personal password. The Agilent representative who has delivered the service understands the meaning and legal status of an electronic signature. As a trained official operator, the Agilent representative has a unique password and login to access ACE and electronically sign this document. (Other e-signatures can be applied to this document using a Document Content Management or other suitable method defined in your data access and control procedures.)

Details

Full Name of Signer: Saenguthai Tarak
Logged On User Name: saenguthai.tarak@non.agilent.com
Signature Creation Date: April 21, 2023
Reason for Signature: Executed protocol and published this original version of document

Regulatory Disclaimer

This document provides a protocol to verify and record instrument configuration and evidence of proper operation. It has been prepared from our interpretation of applicable regulations as well as industry best practices. The document is designed to provide an important component of a complete compliance package. Validation depends upon many factors and use of this protocol alone does not assure compliance. Agilent Technologies makes no promises or representations as to its sufficiency for any specific regulatory program.

Warranty

Agilent Technologies makes no warranty of any kind to this material, including but not limited to, the implied warranties or merchantability and fitness for a particular purpose. Agilent Technologies shall not be liable for errors contained herein or for incidental or consequential damages in connection with the furnishing, performance, or use of this material.

Date: April 21, 2023 3:26:38 PM
System ID: CN11461066

Page 12 / 23

Inlet 1	
Manufacturer	Agilent Technologies
Name	7890
Type	SSL
Location	Front
Carrier Gas	Helium
Control Type	Electronic Pressure Control (EPC)
Purged Inlet	Yes
Inlet 2	
Manufacturer	Agilent Technologies
Name	7890
Type	SSL
Location	Back
Carrier Gas	Helium
Control Type	Electronic Pressure Control (EPC)
Purged Inlet	Yes
Detector 1	
Manufacturer	Agilent Technologies
Name	7890
Type	FID
Adapter	Capillary
Control Type	Electronic Pressure Control (EPC)
Location	Front
Makeup Gas	Nitrogen
Detector 2	
Manufacturer	Agilent Technologies
Name	7890
Type	FID
Adapter	Capillary
Control Type	Electronic Pressure Control (EPC)
Location	Back
Makeup Gas	Nitrogen

Date: April 21, 2023 3:26:38 PM
System ID: CN11461066

Page 11 / 23

User Name: saenguthai.tarak
Host Name: LAPTOP-CQ3SKRMV
System ID: CN11461066
Print Date: April 21, 2023 3:26:40 PM

GC-6_BHK_EN0127_ALS Transaction log:

Time	Transaction State	Activity Performed	Type of Transaction	Optional Information
April 21, 2023 11:21:36 AM	Audit	SessionCreated	Session	None
April 21, 2023 11:21:36 AM	Start	Configuration	Session	None
April 21, 2023 11:21:36 AM	Audit	Enrollment	Licensing	User is Nonpaying and does not require an unlock code
April 21, 2023 11:22:04 AM	Audit	Expired	Session	ECP details for primary technique (Sc)- File path: [ProtocolPacks\Go\Configure\one02.52\Go.02.52.eqf], ECP File Name: [Sc.02.52.eqf], ECP Name: [AgilentRecommended]Protocol Revision: [Sc.02.52]
April 21, 2023 11:22:06 AM	End	Configuration	Session	None
April 21, 2023 11:22:14 AM	Start	Qualification	Session	OQ
April 21, 2023 11:22:14 AM	Start	Execution	CDS Logon Verification - GC : - Qualitative test	None
April 21, 2023 11:23:14 AM	End	Execution	CDS Logon Verification - GC : - Qualitative test	Run Count : 1
April 21, 2023 11:23:16 AM	Start	Execution	System Inspection and Basic Safety and Operation - 7890 - Qualitative Test - No setpoints associated	None
April 21, 2023 11:23:35 AM	End	Execution	System Inspection and Basic Safety and Operation - 7890 - Qualitative Test - No setpoints associated	Run Count : 1
April 21, 2023 11:23:37 AM	Start	Execution	Inlet Pressure Decay - Front SSL - Pressure Controlled Inlet - S: 35.0 psi - L: >= -2.0 psi and <= 0.5 psi	None

Page 11 / 11

Date: April 21, 2023 3:26:38 PM
System ID: CN11461066

Page 13 / 23

User Name: saenguthai.tarak
Hostname: LAPTOP-CQ3SKOMV
System ID: CN11461066
Print Date: April 21, 2023 3:26:40 PM

GC-6_BKH_EN127_ALS Transaction log:

Time	Transaction State	Activity Performed	Type of Transaction	Optional Information
April 21, 2023 11:24:01 AM	End	Execution	Inlet Pressure Decay - Front SSL - Pressure Controlled Inlet - S: 25.0 psi - L: >= -2.0 psi and <= 0.5 psi	Run Count: 1
April 21, 2023 11:24:04 AM	Start	Execution	Inlet Pressure Accuracy - Front SSL - Pressure Controlled Inlet - S: 25.0 psi - L: <= 1.2 psi	None
April 21, 2023 11:24:09 AM	End	Execution	Inlet Pressure Accuracy - Front SSL - Pressure Controlled Inlet - S: 25.0 psi - L: <= 1.2 psi	Run Count: 1
April 21, 2023 11:24:11 AM	Start	Execution	Inlet Pressure Decay - Back SSL - Pressure Controlled Inlet - S: 25.0 psi - L: >= -2.0 psi and <= 0.5 psi	None
April 21, 2023 11:24:43 AM	End	Execution	Inlet Pressure Decay - Back SSL - Pressure Controlled Inlet - S: 25.0 psi - L: >= -2.0 psi and <= 0.5 psi	Run Count: 1
April 21, 2023 11:24:45 AM	Start	Execution	Inlet Pressure Accuracy - Back SSL - Pressure Controlled Inlet - S: 25.0 psi - L: <= 1.2 psi	None
April 21, 2023 11:24:51 AM	End	Execution	Inlet Pressure Accuracy - Back SSL - Pressure Controlled Inlet - S: 25.0 psi - L: <= 1.2 psi	Run Count: 1
April 21, 2023 11:24:53 AM	Start	Execution	Detector Flow Accuracy - Front FID - Type: Fuel - S: 30.0 mL/min - L: <= 10.0% setpoint	None
April 21, 2023 11:25:20 AM	Audit	Data	Detector Flow Accuracy - Front FID - Type: Fuel - S: 30.0 mL/min - L: <= 10.0% setpoint	Manual Data Entry
April 21, 2023 11:25:25 AM	End	Execution	Detector Flow Accuracy - Front FID - Type: Fuel - S: 30.0 mL/min - L: <= 10.0% setpoint	Run Count: 1

Page 2 / 11

Date: April 21, 2023 3:26:38 PM
System ID: CN11461066

Page 14 / 23

User Name: saenguthai.tarak
Hostname: LAPTOP-CQ3SKOMV
System ID: CN11461066
Print Date: April 21, 2023 3:26:40 PM

GC-6_BKH_EN127_ALS Transaction log:

Time	Transaction State	Activity Performed	Type of Transaction	Optional Information
April 21, 2023 11:26:43 AM	End	Execution	Detector Flow Accuracy - Back FID - Type: Oxidizer - S: 400.0 mL/min - L: <= 10.0% setpoint	Run Count: 1
April 21, 2023 11:26:45 AM	Start	Execution	Detector Flow Accuracy - Back FID - Type: Makeup - S: 25.0 mL/min - L: <= 10.0% setpoint	None
April 21, 2023 11:27:01 AM	Audit	Data	Detector Flow Accuracy - Back FID - Type: Makeup - S: 25.0 mL/min - L: <= 10.0% setpoint	Manual Data Entry
April 21, 2023 11:27:05 AM	End	Execution	Detector Flow Accuracy - Back FID - Type: Makeup - S: 25.0 mL/min - L: <= 10.0% setpoint	Run Count: 1
April 21, 2023 11:27:07 AM	Start	Execution	GC Oven Temperature Accuracy - 7890 - Temperature : Oven - S: 230.0°C - L: >= -1.0 AND <= 1.0 % setpoint in K	None
April 21, 2023 11:27:33 AM	Audit	Data	GC Oven Temperature Accuracy - 7890 - Temperature : Oven - S: 230.0°C - L: >= -1.0 AND <= 1.0 % setpoint in K	Manual Data Entry
April 21, 2023 11:27:35 AM	End	Execution	GC Oven Temperature Accuracy - 7890 - Temperature : Oven - S: 230.0°C - L: >= -1.0 AND <= 1.0 % setpoint in K	Run Count: 1
April 21, 2023 11:27:37 AM	Start	Execution	GC Oven Temperature Accuracy - 7890 - Temperature : Oven - S: 100.0°C - L: >= -1.0 AND <= 1.0 % setpoint in K	None
April 21, 2023 11:27:54 AM	Audit	Data	GC Oven Temperature Accuracy - 7890 - Temperature : Oven - S: 100.0°C - L: >= -1.0 AND <= 1.0 % setpoint in K	Manual Data Entry

Page 4 / 11

Date: April 21, 2023 3:26:38 PM
System ID: CN11461066

Page 16 / 23

User Name: saenguthai.tarak
Hostname: LAPTOP-CQ3SKOMV
System ID: CN11461066
Print Date: April 21, 2023 3:26:40 PM

GC-6_BKH_EN127_ALS Transaction log:

Time	Transaction State	Activity Performed	Type of Transaction	Optional Information
April 21, 2023 11:25:26 AM	Start	Execution	Detector Flow Accuracy - Front FID - Type: Oxidizer - S: 400.0 mL/min - L: <= 10.0% setpoint	None
April 21, 2023 11:25:40 AM	Audit	Data	Detector Flow Accuracy - Front FID - Type: Oxidizer - S: 400.0 mL/min - L: <= 10.0% setpoint	Manual Data Entry
April 21, 2023 11:25:42 AM	End	Execution	Detector Flow Accuracy - Front FID - Type: Oxidizer - S: 400.0 mL/min - L: <= 10.0% setpoint	Run Count: 1
April 21, 2023 11:25:44 AM	Start	Execution	Detector Flow Accuracy - Front FID - Type: Makeup - S: 25.0 mL/min - L: <= 10.0% setpoint	None
April 21, 2023 11:26:01 AM	Audit	Data	Detector Flow Accuracy - Front FID - Type: Makeup - S: 25.0 mL/min - L: <= 10.0% setpoint	Manual Data Entry
April 21, 2023 11:26:04 AM	End	Execution	Detector Flow Accuracy - Front FID - Type: Makeup - S: 25.0 mL/min - L: <= 10.0% setpoint	Run Count: 1
April 21, 2023 11:26:08 AM	Start	Execution	Detector Flow Accuracy - Back FID - Type: Fuel - S: 30.0 mL/min - L: <= 10.0% setpoint	None
April 21, 2023 11:26:19 AM	Audit	Data	Detector Flow Accuracy - Back FID - Type: Fuel - S: 30.0 mL/min - L: <= 10.0% setpoint	Manual Data Entry
April 21, 2023 11:26:22 AM	End	Execution	Detector Flow Accuracy - Back FID - Type: Fuel - S: 30.0 mL/min - L: <= 10.0% setpoint	Run Count: 1
April 21, 2023 11:26:24 AM	Start	Execution	Detector Flow Accuracy - Back FID - Type: Oxidizer - S: 400.0 mL/min - L: <= 10.0% setpoint	None
April 21, 2023 11:26:38 AM	Audit	Data	Detector Flow Accuracy - Back FID - Type: Oxidizer - S: 400.0 mL/min - L: <= 10.0% setpoint	Manual Data Entry

Page 3 / 11

Date: April 21, 2023 3:26:38 PM
System ID: CN11461066

Page 15 / 23

User Name: saenguthai.tarak
Hostname: LAPTOP-CQ3SKOMV
System ID: CN11461066
Print Date: April 21, 2023 3:26:40 PM

GC-6_BKH_EN127_ALS Transaction log:

Time	Transaction State	Activity Performed	Type of Transaction	Optional Information
April 21, 2023 11:27:57 AM	End	Execution	GC Oven Temperature Accuracy - 7890 - Temperature : Oven - S: 100.0°C - L: >= -1.0 AND <= 1.0 % setpoint in K	Run Count: 1
April 21, 2023 11:27:59 AM	Start	Execution	GC Oven Temperature Stability - 7890 - Temperature : Oven - S: 100.0°C - L: <= 0.5°C	None
April 21, 2023 11:28:07 AM	Audit	Data	GC Oven Temperature Stability - 7890 - Temperature : Oven - S: 100.0°C - L: <= 0.5°C	Manual Data Entry
April 21, 2023 11:28:10 AM	End	Execution	GC Oven Temperature Stability - 7890 - Temperature : Oven - S: 100.0°C - L: <= 0.5°C	Run Count: 1
April 21, 2023 11:28:12 AM	Start	Execution	GC Scouting Run - Injection Tower, Front SSL, Front FID - Part of System Preparation - No limits associated	None
April 21, 2023 11:30:27 AM	Audit	Data	GC Scouting Run - Injection Tower, Front SSL, Front FID - Part of System Preparation - No limits associated	Data File Path: C:\Users\Public\Documents\C hemStation3\Data\GC-6 _ALS_2023-04-20\GC-6 _2023-04-20 14-38-09P_S001.D\FID1A.c h
April 21, 2023 11:31:04 AM	End	Execution	GC Scouting Run - Injection Tower, Front SSL, Front FID - Part of System Preparation - No limits associated	Run Count: 1
April 21, 2023 11:31:07 AM	Start	Execution	Noise and Drift - Front FID - Detector FID - L (Noise) <= 0.10 pA - L (Drift) <= 2.50 pA/hour	None

Page 6 / 11

Date: April 21, 2023 3:26:38 PM
System ID: CN11461066

Page 17 / 23

User Name: saengulhal.sarak
Hostname: LAPTOP-QQ3SKOMVSystem ID: CN11461066
Print Date: April 21, 2023 3:26:40 PM

GC-4_BKK_ENH127_ALS Transaction log:

Time	Transaction State	Activity Performed	Type of Transaction	Optional Information
April 21, 2023 11:31:43 AM	Audit	Data	Noise and Drift - Front FID - Detector FID - L (Noise) <= 0.10 pA - L (Drift) <= 2.50 pA/hour	Data file Path : C:\Users\Public\Documents\CHemStation\3\Data\OQ_GC-4_ALS_2023-04-20\OQ_GC-4_2023-2023-04-20 14-36-08\ND-01-005F.D\FID 1A.ch
April 21, 2023 11:32:00 AM	End	Execution	Noise and Drift - Front FID - Detector FID - L (Noise) <= 0.10 pA - L (Drift) <= 2.50 pA/hour	Run Count : 1
April 21, 2023 11:32:03 AM	Start	Execution	Injection Precision - Injection Tower, Front SSL, Front FID - GC - L (Area) <= 3.00% - L (Ret. Time) <= 1.00%	None
April 21, 2023 11:32:23 AM	Start	Execution	Injection Precision - Injection Tower, Front SSL, Front FID - GC - L (Area) <= 3.00% - L (Ret. Time) <= 1.00%	None
April 21, 2023 11:33:55 AM	Audit	Data	Injection Precision - Injection Tower, Front SSL, Front FID - GC - L (Area) <= 3.00% - L (Ret. Time) <= 1.00%	Data file Path : C:\Users\Public\Documents\CHemStation\3\Data\OQ_GC-4_ALS_2023-04-20\OQ_GC-4_2023-2023-04-20 14-36-08\Ph01-013F.D\FID 1A.ch
April 21, 2023 11:33:55 AM	Audit	Data	Injection Precision - Injection Tower, Front SSL, Front FID - GC - L (Area) <= 3.00% - L (Ret. Time) <= 1.00%	Data file Path : C:\Users\Public\Documents\CHemStation\3\Data\OQ_GC-4_ALS_2023-04-20\OQ_GC-4_2023-2023-04-20 14-36-08\Ph01-014F.D\FID 1A.ch

Page 6 / 11

Date: April 21, 2023 3:26:38 PM
System ID: CN11461066

Page 18 / 23

User Name: saengulhal.sarak
Hostname: LAPTOP-QQ3SKOMVSystem ID: CN11461066
Print Date: April 21, 2023 3:26:40 PM

GC-4_BKK_ENH127_ALS Transaction log:

Time	Transaction State	Activity Performed	Type of Transaction	Optional Information
April 21, 2023 11:35:28 AM	Audit	Data	Signal to Noise - Injection Tower, Front SSL, Front FID - Detector FID - L >= 300000	Data file Path : C:\Users\Public\Documents\CHemStation\3\Data\OQ_GC-4_ALS_2023-04-20\OQ_GC-4_2023-2023-04-20 14-36-08\SN_Front.D\FID1A.ch
April 21, 2023 11:36:00 AM	End	Execution	Signal to Noise - Injection Tower, Front SSL, Front FID - Detector FID - L >= 300000	Run Count : 1
April 21, 2023 11:36:03 AM	Start	Execution	GC Scouting Run - Injection Tower, Back SSL, Back FID - Part of System Preparation - No limits associated	None
April 21, 2023 11:36:36 AM	Audit	Data	GC Scouting Run - Injection Tower, Back SSL, Back FID - Part of System Preparation - No limits associated	Data file Path : C:\Users\Public\Documents\CHemStation\3\Data\OQ_GC-4_ALS_2023-04-20\OQ_GC-4_2023-2023-04-20 14-36-08\SC01.D\FID2B.ch
April 21, 2023 11:37:30 AM	End	Execution	GC Scouting Run - Injection Tower, Back SSL, Back FID - Part of System Preparation - No limits associated	Run Count : 1
April 21, 2023 11:37:32 AM	Start	Execution	Noise and Drift - Back FID - Detector FID - L (Noise) <= 0.10 pA - L (Drift) <= 2.50 pA/hour	None

Page 8 / 11

Date: April 21, 2023 3:26:38 PM
System ID: CN11461066

Page 20 / 23

User Name: saengulhal.sarak
Hostname: LAPTOP-QQ3SKOMVSystem ID: CN11461066
Print Date: April 21, 2023 3:26:40 PM

GC-4_BKK_ENH127_ALS Transaction log:

Time	Transaction State	Activity Performed	Type of Transaction	Optional Information
April 21, 2023 11:33:55 AM	Audit	Data	Injection Precision - Injection Tower, Front SSL, Front FID - GC - L (Area) <= 3.00% - L (Ret. Time) <= 1.00%	Data file Path : C:\Users\Public\Documents\CHemStation\3\Data\OQ_GC-4_ALS_2023-04-20\OQ_GC-4_2023-2023-04-20 14-36-08\Ph01-015F.D\FID 1A.ch
April 21, 2023 11:33:55 AM	Audit	Data	Injection Precision - Injection Tower, Front SSL, Front FID - GC - L (Area) <= 3.00% - L (Ret. Time) <= 1.00%	Data file Path : C:\Users\Public\Documents\CHemStation\3\Data\OQ_GC-4_ALS_2023-04-20\OQ_GC-4_2023-2023-04-20 14-36-08\Ph01-016F.D\FID 1A.ch
April 21, 2023 11:33:59 AM	Audit	Data	Injection Precision - Injection Tower, Front SSL, Front FID - GC - L (Area) <= 3.00% - L (Ret. Time) <= 1.00%	Data file Path : C:\Users\Public\Documents\CHemStation\3\Data\OQ_GC-4_ALS_2023-04-20\OQ_GC-4_2023-2023-04-20 14-36-08\Ph01-017F.D\FID 1A.ch
April 21, 2023 11:33:59 AM	Audit	Data	Injection Precision - Injection Tower, Front SSL, Front FID - GC - L (Area) <= 3.00% - L (Ret. Time) <= 1.00%	Data file Path : C:\Users\Public\Documents\CHemStation\3\Data\OQ_GC-4_ALS_2023-04-20\OQ_GC-4_2023-2023-04-20 14-36-08\Ph01-018F.D\FID 1A.ch
April 21, 2023 11:35:00 AM	End	Execution	Injection Precision - Injection Tower, Front SSL, Front FID - GC - L (Area) <= 3.00% - L (Ret. Time) <= 1.00%	Run Count : 1
April 21, 2023 11:35:04 AM	Start	Execution	Signal to Noise - Injection Tower, Front SSL, Front FID - Detector FID - L >= 300000	None

Page 7 / 11

Date: April 21, 2023 3:26:38 PM
System ID: CN11461066

Page 19 / 23

User Name: saengulhal.sarak
Hostname: LAPTOP-QQ3SKOMVSystem ID: CN11461066
Print Date: April 21, 2023 3:26:40 PM

GC-4_BKK_ENH127_ALS Transaction log:

Time	Transaction State	Activity Performed	Type of Transaction	Optional Information
April 21, 2023 11:38:06 AM	Audit	Data	Noise and Drift - Back FID - Detector FID - L (Noise) <= 0.10 pA - L (Drift) <= 2.50 pA/hour	Data file Path : C:\Users\Public\Documents\CHemStation\3\Data\OQ_GC-4_ALS_2023-04-20\OQ_GC-4_2023-2023-04-20 14-36-08\ND-01-005B.D\FID 2B.ch
April 21, 2023 11:38:23 AM	End	Execution	Noise and Drift - Back FID - Detector FID - L (Noise) <= 0.10 pA - L (Drift) <= 2.50 pA/hour	Run Count : 1
April 21, 2023 11:38:32 AM	Start	Execution	Injection Precision - Injection Tower, Back SSL, Back FID - GC - L (Area) <= 3.00% - L (Ret. Time) <= 1.00%	None
April 21, 2023 11:38:51 AM	Start	Execution	Injection Precision - Injection Tower, Back SSL, Back FID - GC - L (Area) <= 3.00% - L (Ret. Time) <= 1.00%	None
April 21, 2023 11:40:17 AM	Audit	Data	Injection Precision - Injection Tower, Back SSL, Back FID - GC - L (Area) <= 3.00% - L (Ret. Time) <= 1.00%	Data file Path : C:\Users\Public\Documents\CHemStation\3\Data\OQ_GC-4_ALS_2023-04-20\OQ_GC-4_2023-Ph0 2023-04-21 10-37-32\Ph01-004B.D\FID 2B.ch
April 21, 2023 11:40:17 AM	Audit	Data	Injection Precision - Injection Tower, Back SSL, Back FID - GC - L (Area) <= 3.00% - L (Ret. Time) <= 1.00%	Data file Path : C:\Users\Public\Documents\CHemStation\3\Data\OQ_GC-4_ALS_2023-04-20\OQ_GC-4_2023-Ph0 2023-04-21 10-37-32\Ph01-005B.D\FID 2B.ch

Page 6 / 11

Date: April 21, 2023 3:26:38 PM
System ID: CN11461066

Page 21 / 23

User Name: saenguthai.sarak
Host Name: LAPTOP-Q3SK0MVF
System ID: CN11461066
Print Date: April 21, 2023 3:26:40 PM

GC-6_BKK_EN127_ALS Transaction log:

Time	Transaction State	Activity Performed	Type of Transaction	Optional Information
April 21, 2023 11:40:17 AM	Audit	Data	Injection Precision - Injection Tower, Back SSL, Back FID - GC - L (Area) <= 3.00% - L (Ret. Time) <= 1.00%	Data files Path : C:\Users\Public\Documents\hemStation3\Data\GC-6_ALS_2023-04-20\GC-6_2023_Pra 2023-04-21 10-37-32Pra11-0088.D\FID 28.ch
April 21, 2023 11:40:17 AM	Audit	Data	Injection Precision - Injection Tower, Back SSL, Back FID - GC - L (Area) <= 3.00% - L (Ret. Time) <= 1.00%	Data files Path : C:\Users\Public\Documents\hemStation3\Data\GC-6_ALS_2023-04-20\GC-6_2023_Pra 2023-04-21 10-37-32Pra11-0088.D\FID 28.ch
April 21, 2023 11:40:21 AM	Audit	Data	Injection Precision - Injection Tower, Back SSL, Back FID - GC - L (Area) <= 3.00% - L (Ret. Time) <= 1.00%	Data files Path : C:\Users\Public\Documents\hemStation3\Data\GC-6_ALS_2023-04-20\GC-6_2023_Pra 2023-04-21 10-37-32Pra11-0088.D\FID 28.ch
April 21, 2023 11:40:21 AM	Audit	Data	Injection Precision - Injection Tower, Back SSL, Back FID - GC - L (Area) <= 3.00% - L (Ret. Time) <= 1.00%	Data files Path : C:\Users\Public\Documents\hemStation3\Data\GC-6_ALS_2023-04-20\GC-6_2023_Pra 2023-04-21 10-37-32Pra11-0088.D\FID 28.ch
April 21, 2023 11:41:29 AM	End	Execution	Injection Precision - Injection Tower, Back SSL, Back FID - GC - L (Area) <= 3.00% - L (Ret. Time) <= 1.00%	Run Count : 1
April 21, 2023 11:41:33 AM	Start	Execution	Signal to Noise - Injection Tower, Back SSL, Back FID - Detector FID - L: >= 300000	None

Page 10 / 11

Date: April 21, 2023 3:26:38 PM
System ID: CN11461066

Page 22 / 23

Jiranatee Associates Co.,Ltd
63/14-15, 42/195-196
Petchburi 237/1, Rd. Watthana, Bangkok,
Bangkok 10500 (Thailand)
Tel: +6628680812
Mobile: +6683999453
E-mail: jnac-calibration@jiranatee.com
Web site: www.jiranatee.com

Accredited calibration laboratory
ISO/IEC 17025:2017
NSC-TIS-TIS 17025
CALIBRATION 0367

Temperature measurement laboratory
Calibration services department.

NSC - TIS - TIS 17025
CALIBRATION 0367

CERTIFICATE OF CALIBRATION

Certificate No. : CDT-010-67

Page 1 of 2 Pages

MEASUREMENT ITEM : Heat Stress Monitor
MANUFACTURER : Delta OHM
MODEL/TYPE : HD32.2
SERIAL NUMBER : 15006711
ID NUMBER : RYG_F50217
CONDITION AS-RECEIVED : Used item
CUSTOMER : ALS laboratory group (thailand) Co., Ltd.
104 Phatthanakan 40, Phatthanakan Rd.,
Khwang Suan Luang, Khet Suan Luang,
Bangkok 10250 Thailand.

RECEIVED DATE : 05 Jan 2024
MEASUREMENT DATE : 08 Jan 2024
ISSUE DATE : 09 Jan 2024

ENVIRONMENTAL CONDITIONS:

Ambient condition in the laboratory are as follow:

Temperature : 23.0 ± 3.0 °C
Relative Humidity : 55.0 ± 15.0 %RH

NOTED: The certificate is valid only to the item calibrated on date and place of calibration.

TABULATION OF RESULTS:

The table on next page give the measured values.



Approved signatory:

Mr. Parinya Booncharoen
Calibration Department Manager

THIS CERTIFICATE MAY NOT BE REPRODUCED EXCEPT IN FULL UNLESS PERMISSION FOR REPRODUCTION HAS BEEN OBTAINED
IN WRITING FROM THE LABORATORY

User Name: saenguthai.sarak
Host Name: LAPTOP-Q3SK0MVF
System ID: CN11461066
Print Date: April 21, 2023 3:26:40 PM

GC-6_BKK_EN127_ALS Transaction log:

Time	Transaction State	Activity Performed	Type of Transaction	Optional Information
April 21, 2023 11:42:22 AM	Audit	Data	Signal to Noise - Injection Tower, Back SSL, Back FID - Detector FID - L: >= 300000	Data files Path : C:\Users\Public\Documents\hemStation3\Data\GC-6_ALS_2023-04-20\GC-6_2023-04-20 14-38-08SN_Back.D\FID28.ch
April 21, 2023 11:42:50 AM	End	Execution	Signal to Noise - Injection Tower, Back SSL, Back FID - Detector FID - L: >= 300000	Run Count : 1
April 21, 2023 11:43:43 AM	End	Qualification	Session	OQ
April 21, 2023 11:43:53 AM	Start	Reporting	Session	None
April 21, 2023 12:01:47 PM	Audit	AccClosed	Session	None
April 21, 2023 3:16:07 PM	Audit	AccRestarted	Session	None
April 21, 2023 3:16:10 PM	Audit	SessionReloaded	Session	None
April 21, 2023 3:16:31 PM	Start	Qualification	Session	OQ
April 21, 2023 3:20:59 PM	Audit	AccRestarted	Session	None
April 21, 2023 3:21:00 PM	Audit	SessionReloaded	Session	None
April 21, 2023 3:21:07 PM	Start	Qualification	Session	OQ
April 21, 2023 3:25:45 PM	Audit	Reporting	Session	Report Generated : Certificate

Page 11 / 11

Date: April 21, 2023 3:26:38 PM
System ID: CN11461066

Page 23 / 23

Continuation of Certificate of Calibration Number CDT-010-67

Page 2 of 2 Pages

Result of Calibration: ☒ Without Adjustment ☐ With Adjustment

Calibration Range: 20 - 40 °C

Function:

Table 1: This equipment was connected with wet bulb probe Model: HP3201.2 S/N: 16008206.
Dimension: Diameter 3.3 mm. Length 170 mm.

Immersion Depth (mm)	Standard Reading (°C)	UUC Reading (°C)	Error (°C)	Uncertainty (°C)
80	20.059	20.2	0.1	0.099
80	25.051	25.2	0.1	0.099
80	30.047	30.2	0.2	0.099
80	35.039	35.2	0.2	0.099
80	40.035	40.2	0.2	0.099

Table 2: This equipment was connected with Globe thermometer probe Model: TP3276.2 S/N: 17015123.
Dimension: Diameter 3.3 mm. Length 205 mm.

Immersion Depth (mm)	Standard Reading (°C)	UUC Reading (°C)	Error (°C)	Uncertainty (°C)
110	20.059	20.2	0.1	0.099
110	25.052	25.2	0.1	0.099
110	30.047	30.2	0.2	0.099
110	35.039	35.2	0.2	0.099
110	40.035	40.2	0.2	0.099

Table 3: This equipment was connected with temperature probe Model: TP3207.2 S/N: 17003390.
Dimension: Diameter 14 mm. Length 150 mm.

Immersion Depth (mm)	Standard Reading (°C)	UUC Reading (°C)	Error (°C)	Uncertainty (°C)
75	20.059	20.2	0.1	0.099
75	25.052	25.1	0.0	0.099
75	30.047	29.9	-0.1	0.099
75	35.039	34.8	-0.2	0.099
75	40.036	39.7	-0.3	0.099

UUC*: Unit Under Calibration

End of Certificate of Calibration



CERTIFICATE OF CALIBRATION

Certificate No. : CL-035-68
Page 1 of 2

Equipment Name: Heat Stress Monitor
Manufacturer: Delta OHM
Model: HD32.2
Serial No: 15006713
ID No: RYG_FS0218

Customer
Name: ALS laboratory group (thailand) Co., Ltd.
Address: 104 Phatthanakan 40, Phatthanakan Rd.,
Khwaeng Suan Luang, Khet Suan Luang, Bangkok
10250 Thailand.

Received date: 07 Feb 2023
Calibration date: 14 Feb 2023
Issue date: 14 Feb 2023

Reference Used During Calibration
1. Standard Temperature Probe Model: STS-100 A500,
Serial No.: 667682-09, Due date: 23 Mar 2023
2. Digital Temperature Indicator Model: DTI-1000-A MK
II, Serial No.: 671407-00591, Due date: 22 July 2023

Calibration Condition
Temperature: (23±3)°C
Relative Humidity: (65±15)%

Calibration Procedure
The temperature calibration was done by In-House
calibration method as WI-CL-001 according to
comparison method with standard digital temperature
indicator and standard temperature probe. The
temperature scale use was based on ITS-90.

Traceability
The measurement results are traceable to the
international system of units (SI) through National
Institute of Metrology Thailand (NIMT) Certificate
number: TT-0034-22. Certificate number: ER-0092-
22



Calibrated by
☐ Mr. Sorawit Thachalad
☒ Miss Jitraporn Lertsomphol



Approved Signatory: *[Signature]*
Mr. Parinya Booncharoen
Calibration Department Manager

THIS CERTIFICATE REPORT MAY NOT BE REPRODUCED EXCEPT IN FULL UNLESS PERMISSION FOR REPRODUCTION HAS BEEN OBTAINED IN WRITING FROM THE LABORATORY.

CERTIFICATE OF CALIBRATION

Certificate No. : CDT-021-67

Page 1 of 2 Pages

MEASUREMENT ITEM : Heat Stress Monitor
MANUFACTURER : Delta OHM
MODEL/TYPE : HD32.2
SERIAL NUMBER : 18018314
ID NUMBER : RYG_FS0359
CONDITION AS-RECEIVED : Used item
CUSTOMER : ALS laboratory group (thailand) Co., Ltd.,
104 Phatthanakan 40, Phatthanakan Rd.,
Khwaeng Suan Luang, Khet Suan Luang,
Bangkok 10250 Thailand.

RECEIVED DATE : 11 Jan 2024
MEASUREMENT DATE : 15 Jan 2024
ISSUE DATE : 17 Jan 2024

ENVIRONMENTAL CONDITIONS:

Ambient condition in the laboratory are as follow:
Temperature : 23.0 ± 3.0 °C
Relative Humidity : 55.0 ± 15.0 %RH

NOTED: The certificate is valid only to the item calibrated on date and place of calibration.

TABULATION OF RESULTS:

The table on next page give the measured values.

Calibration procedure:
The temperature calibration was done by
In-House calibration method as WI-CL-001
according to comparison method with standard
digital temperature indicator and standard
temperature probe. The temperature scale use
was based on ITS-90.

Traceability:
The measurement results are traceable to the
international system of units (SI) through
National Institute of Metrology Thailand (NIMT)
Certificate number: TT-0038-23. Certificate
number: ER-0101-23

Reference Used During Calibration:
1. Standard Temperature Probe
Model: STS-100 A500, Serial No.: 667682-09,
Due date: 28 Mar 2024
2. Digital Temperature Indicator
Model: DTI-1000-A MK II, Serial No.: 671407-
00591 Due date: 14 Sep 2024

Uncertainty of Measurement:
The reported uncertainty of measurement is
based on the standard uncertainty multiplied by
a coverage factor k=2, which for a normal
distribution corresponds to a coverage
probability of approximately 95%. The standard
uncertainty has been determined in accordance
with the GUM 'Evaluation of measurement data -
Guide to the expression of uncertainty in
measurement'



Calibrated by:
☐ Mr. Sorawit Thachalad
☒ Miss Jitraporn Lertsomphol
☐ Miss Ruangrumpal Phoommit

Approved signatory: *[Signature]*
Mr. Parinya Booncharoen
Calibration Department Manager

THIS CERTIFICATE MAY NOT BE REPRODUCED EXCEPT IN FULL UNLESS PERMISSION FOR REPRODUCTION HAS BEEN OBTAINED IN WRITING FROM THE LABORATORY.

Certificate No. : CL-035-68
Page 2 of 2

Result of Calibration: ☒ Without Adjustment ☐ With Adjustment
Calibration Range: 20 - 40 °C
Function:

Table 1: This equipment was connected with wet bulb probe Model: HP3201.2 S/N: 22035270.
Dimension: Diameter 14 mm. Length 170 mm.

Immersion Depth (mm)	Standard Reading (°C)	UUC Reading (°C)	Error (°C)	Uncertainty (°C)
60	20.063	20.1	0.0	0.099
60	25.059	25.1	0.0	0.099
60	30.051	30.1	0.0	0.099
60	35.050	35.1	0.1	0.099
60	40.048	40.2	0.2	0.099

Table 2: This equipment was connected with temperature probe Model: TP3207.2 S/N: 15015499.
Dimension: Diameter 14 mm. Length 150 mm.

Immersion Depth (mm)	Standard Reading (°C)	UUC Reading (°C)	Error (°C)	Uncertainty (°C)
70	20.063	20.3	0.2	0.099
70	25.059	25.1	0.0	0.099
70	30.051	30.0	-0.1	0.099
70	35.051	34.9	-0.2	0.099
70	40.048	39.8	-0.2	0.099

Table 3: This equipment was connected with Globe thermometer probe Model: TP3276.2 S/N: 22035462.
Dimension: Diameter 8 mm. Length 170 mm.

Immersion Depth (mm)	Standard Reading (°C)	UUC Reading (°C)	Error (°C)	Uncertainty (°C)
110	20.063	20.1	0.0	0.099
110	25.059	25.1	0.0	0.099
110	30.051	30.2	0.1	0.099
110	35.051	35.2	0.1	0.099
110	40.048	40.2	0.2	0.099

UUC*: Unit Under Calibration
The reported expanded uncertainty is based on standard uncertainty multiplied by a coverage factor k=2
providing a level of confidence of approximately 95%.

★ End of Certificate ★



Continuation of Certificate of Calibration Number CDT-021-67

Page 2 of 2 Pages

Result of Calibration: ☒ Without Adjustment ☐ With Adjustment

Calibration Range: 20 - 40 °C

Function:

Table 1: This equipment was connected with wet bulb probe Model: HP3201.2 S/N: 18021465.
Dimension: Diameter 3.3 mm. Length 170 mm.

Immersion Depth (mm)	Standard Reading (°C)	UUC Reading (°C)	Error (°C)	Uncertainty (°C)
80	20.038	20.0	0.0	0.099
80	25.047	25.0	0.0	0.099
80	30.042	30.0	0.0	0.099
80	35.037	35.0	0.0	0.099
80	40.030	40.0	-0.1	0.14

Table 2: This equipment was connected with Globe thermometer probe Model: TP3276.2 S/N: 20008280.
Dimension: Diameter 3.3 mm. Length 205 mm.

Immersion Depth (mm)	Standard Reading (°C)	UUC Reading (°C)	Error (°C)	Uncertainty (°C)
110	20.038	20.0	0.0	0.099
110	25.047	25.0	0.0	0.14
110	30.042	30.1	0.1	0.099
110	35.037	35.1	0.1	0.099
110	40.031	39.7	-0.3	0.099

Table 3: This equipment was connected with temperature probe Model: TP3207.2 S/N: 18021262.
Dimension: Diameter 14 mm. Length 150 mm.

Immersion Depth (mm)	Standard Reading (°C)	UUC Reading (°C)	Error (°C)	Uncertainty (°C)
75	20.038	20.1	0.0	0.14
75	25.047	24.9	-0.1	0.099
75	30.042	29.8	-0.2	0.099
75	35.037	34.8	-0.2	0.099
75	40.031	39.7	-0.3	0.099

UUC*: Unit Under Calibration
Remark: The reported uncertainty of measurement is 0.14, based on standard uncertainty multiplied by a coverage factor k=2.14
providing a level of confidence of approximately 95%.

End of Certificate of Calibration



CERTIFICATE OF CALIBRATION

Certificate No. : CDT-028-67

Page 1 of 2 Pages

MEASUREMENT ITEM : Heat Stress Monitor
MANUFACTURER : Delta OHM
MODEL/TYPE : HD32.2
SERIAL NUMBER : 20032240
ID NUMBER : RYG_F50520
CONDITION AS RECEIVED : Used item
CUSTOMER : ALS laboratory group (thailand) Co., Ltd.
104 Phatthanakan 40, Phatthanakan Rd.,
Khwaeng Suan Luang, Khet Suan Luang,
Bangkok 10250 Thailand.

RECEIVED DATE : 24 Jan 2024
MEASUREMENT DATE : 25 Jan 2024
ISSUE DATE : 30 Jan 2024

ENVIRONMENTAL CONDITIONS:

Ambient condition in the laboratory are as follow:
Temperature : 23.0 ± 3.0 °C
Relative Humidity : 55.0 ± 15.0 %RH

NOTED: The certificate is valid only to the item calibrated on date and place of calibration.

TABULATION OF RESULTS:

The table on next page give the measured values.

REVIEW BY: *Monsiem P*
APPROVED BY: *[Signature]*
NEXT CAL. DATE: 24/1/25



Approved signatory: *[Signature]*
Mr. Parinya Booncharoen
Calibration Department Manager

Calibrated by:
☐ Mr. Sengwit Thachalad
☐ Miss Jitraporn Lertsomphol
☒ Miss Ruangrumpal Phoommit

THIS CERTIFICATE MAY NOT BE REPRODUCED EXCEPT IN FULL UNLESS PERMISSION FOR REPRODUCTION HAS BEEN OBTAINED IN WRITING FROM THE LABORATORY



Certificate of Calibration

Certificate No.: 23E3924
Page: 1 of 2

Equipment : pH Meter
Manufacturer : Mettler Toledo
Model : SevenExcellence
Serial No. : B834291445
ID No. : RYG_EN0152

Condition As-Received : Used item
Received Date : 08 December 2023
Calibration Date : 14 December 2023

Reference : 2312-0151DSC
Ambient Temperature : (23 ± 2) °C
Relative Humidity : (50 ± 10) %

Submitted by : ALS Laboratory Group (Thailand) Co.,Ltd. Rayong Branch
616/10 Moo 5, T.Maenam Khu, A.Pluakdaeng,
Rayong 21140, Thailand

Procedure used : Calibration were conducted using calibration procedure No. CP-E17 according to EURAMET cg-15.

Condition of this result of calibration

1.Reference standards instruments :

Instrument	Model	Serial No.	Certificate No.	Due Date
1) Multi-Product Calibrator	5502A	2435802	EE-0041-23	26 Apr 2024

2.This result of calibration was made on requested at the point specified by customer.
3.The certificate is valid only to the item calibrated on date and place of calibration.
4.This Certification is traceable to the International System of Unit maintained through:-
-National Institute of Metrology Thailand (NIMT)

REVIEW BY: *M. Bannat*
APPROVED BY: *[Signature]*
NEXT CAL. DATE: 14/12/24

Calibrated by : Napachanok Prasomsosiri
Issue Date : 15 December 2023

Approved Signatory : *[Signature]*
[] Phalinee Prabpaipal
[x] Nuntawat Khamchai
[] Pongsagom Boonyaporn

B 0331106

Continuation of Certificate of Calibration Number CDT-028-67

Page 2 of 2 Pages

Result of Calibration : ☒ Without Adjustment ☐ With Adjustment

Calibration Range : 20 ~ 40 °C

Function:

Table 1: This equipment was connected with wet bulb probe Model: HP3201.2 S/N: 21001213.
Dimension: Diameter 3.3 mm. Length 170 mm.

Immersion Depth (mm)	Standard Reading (°C)	UUC Reading (°C)	Error (°C)	Uncertainty (°C)
80	20.054	20.1	0.0	0.099
80	25.054	25.2	0.1	0.099
80	30.046	30.2	0.2	0.099
80	35.043	35.2	0.2	0.099
80	40.033	40.2	0.2	0.099

Table 2: This equipment was connected with Globe thermometer probe Model: TP3276.2 S/N: 21001245.
Dimension: Diameter 3.3 mm. Length 205 mm.

Immersion Depth (mm)	Standard Reading (°C)	UUC Reading (°C)	Error (°C)	Uncertainty (°C)
110	20.054	20.1	0.0	0.099
110	25.055	25.1	0.0	0.099
110	30.046	30.1	0.1	0.099
110	35.043	35.1	0.1	0.099
110	40.033	40.1	0.1	0.099

Table 3: This equipment was connected with temperature probe Model: TP1207.2 S/N: 21001785.
Dimension: Diameter 14 mm. Length 150 mm.

Immersion Depth (mm)	Standard Reading (°C)	UUC Reading (°C)	Error (°C)	Uncertainty (°C)
75	20.053	20.1	0.0	0.16
75	25.055	25.0	-0.1	0.099
75	30.046	30.0	0.0	0.099
75	35.043	35.0	0.0	0.099
75	40.033	39.9	-0.1	0.099

UUC*: Unit Under Calibration

Remark: The reported uncertainty of measurement is 0.16, based on standard uncertainty multiplied by a coverage factor k=2.21 providing a level of confidence of approximately 95%.

End of Certificate of Calibration



Cert. No.: 23E3924
Page.: 2 of 2

Result of calibration:- (*) Without adjustment () After adjustment

Function:	DC voltage measurement	Range:	2000 mV	Error	Uncertainty
	Standard Value	UUC* Reading	(mV)	(mV)	(± μV)
	(mV)	(mV)	(mV)	(mV)	(± μV)
	-200.0000	-199.9	0.1	0.1	68
	-150.0000	-150.0	0.0	0.0	65
	-100.0000	-100.0	0.0	0.0	63
	-50.0000	-50.0	0.0	0.0	61
	0.0000	0.0	0.0	0.0	58
	50.0000	50.0	0.0	0.0	61
	100.0000	100.0	0.0	0.0	63
	150.0000	150.0	0.0	0.0	65
	200.0000	199.9	-0.1	0.1	68

The reported uncertainty of measurement was based on a standard uncertainty multiplied by a coverage factor k=2, providing a level of confidence of approximately 95 %

UUC*= Unit Under Calibration.

-00-

a 1193422



Cert.No.: 23CH1574
Page.: 1 of 3

Certificate of Calibration

Equipment : pH Meter
Manufacturer : Mettler Toledo
Model : SevenExcellence
Serial No. : B834291445
ID No. : RYG_EN0152
Condition As-Received: Used Item
Received Date : 08 December 2023
Calibration Date : 15 December 2023
Reference : 2312-0151DSC-3
Submitted by : ALS Laboratory Group (Thailand) Co.,Ltd. Rayong Branch
616/10 Moo 5, T.Maenam Khu, A.Pluakdaeng,
Rayong 21140, Thailand

Ambient Temperature : (25 ± 2.5) °C
Relative Humidity : (50 ± 15) %
Calibration Procedure : In - house method :
- CP-CH5 by direct measurement with standard
voltage calibrator and direct measurement with
certified reference material (CRM)
- CP-CH8 by comparison with standard thermometer

Calibrated by : Warakorn Lemgagtrakul

Approved by :
Approved Signatory

() Saithip Meangmai
() Warakorn Lemgagtrakul
(x) Ponpan Paipim

Issue Date : 19 December 2023

The Uncertainties are for a confidence probability of approximately 95%

This certificate may not be reproduced other than in full, except with the prior written
Approval of the head of Corporate Services 3 : Equipment Calibration and Testing Services.

A 0061696



Cert.No.: 23CH1574
Page.: 3 of 3

Calibration Results

Function : pH Measurement

Performing three buffers standard curve by using buffer nominal pH (4,7,10)

Unit Under Calibration	Standard pH Buffer Solution	Actual pH Reading	Actual mV Reading (mV)	Uncertainty of pH measurement (±)	Coverage factor k
pH Electrode S/N.: 3225368	4.008 6.986 9.997	4.013 6.998 10.002	184.1 8.7 -164.7	0.0045 0.0084 0.0088	2.00 2.00 2.11

Function : Temperature Measurement

(*) Without adjustment

This equipment was connected with Temperature Probe;

- Model : InLab®Expert Pro-ISM

- Serial No. : 3225368

Dimension of probe;

- Length : 120 mm

- Diameter : 12 mm

- Immersion Depth : 100 mm

Calibration Point (°C)	Standard Temperature (°C)	UUC* Reading (°C)	Error (°C)	Uncertainty of measurement (± °C)	Coverage factor k
25.0	25.003	24.3	-0.703	0.13	2.00

Remark : - UUC* = Unit Under Calibration

The reported uncertainty of measurement was based on a standard uncertainty multiplied by a coverage factor k, providing a level of confidence of approximately 95 %.

-o0o-

a 1193851



Cert.No.: 23CH1574
Page.: 2 of 3

Condition of this calibration result

1. Reference Standard Instrument : -

Instrument	Serial No.	ID No.	Cert. No.	Due Date
1) Document Process Calibrator	54030049	130RC116	23E2802	27 Aug 2024
2) Ref. Standard Thermometer	4982054	110RC044	23I908	26 July 2024

This certification is traceable to the International System of Unit maintained through:-
- Technology Promotion Association (Thailand-Japan)

2. Certified Reference Materials : The measurement results are traceable to SI through CPA chem Ltd.,
ANSI-ASQ National Accreditation Board, Accredited No. AR-1835

Buffer Solution	Manufacturer	Lot No.	Exp. date
pH 4.008	CPA chem	913598	14 July 2025
pH 6.986	CPA chem	931959	01 Oct 2024
pH 9.997	CPA chem	940106	02 Nov 2024

3. This certificate is valid only to the item calibrated on date and place of calibration.

Calibration Results

Function : mV Measurement

Performing standard curve by Fluke at pH (4,7,10)

Unit Under Calibration	Nominal Value	Standard Voltage Input	Actual Reading		Uncertainty of Measurement (mV)	Coverage factor k
	pH	mV	mV	pH		
pH Meter S/N.: B834291445	4.000	177.48	177.3	4.000	0.058	2.00
	7.000	0.00	-0.1	7.000	0.058	2.00
	10.000	-177.48	-177.5	10.000	0.058	2.00

a 1193852



Cert.No.: 23TW168
Page.: 1 of 2

Certificate of Testing

Equipment : DO Meter
Manufacturer : YS
Model : 5000-115V
Serial No. : 15E102796
ID No. : RYG_EN0032
Received Date : 21 July 2023
Test Date : 24 July 2023
Reference : 2307-0713DSC-1
Submitted by : ALS Laboratory Group (Thailand) Co.,Ltd.
Rayong Branch
616/10 Moo 5, T.Maenam Khu, A.Pluakdaeng,
Rayong 21140, Thailand

Laboratory Condition : Temperature (25 ± 5) °C
Humidity (50 ± 20) %
Test Procedure : In - house method : CP-CH9
by Comparison Technique with Azide Modification Method

Tested by : Walalak Sirithean

Approved by :
Approved Signatory

() Malee Butkruea
(x) Saithip Meangmai
() Warakorn Lemgagtrakul

Issue Date : 26 July 2023

B 0320211



Cert.No.: 23TW168
Page: 2 of 2

Condition of this result of calibration

1. Reference Standard Instruments :

This certification is traceable to the International System of Unit through the reference standards laboratory of Industrial Calibration Center, Technology Promotion Association (Thailand-Japan).

Instruments	Serial No.	ID No.	Certificate No.	Due Date
1) Burette	-	130BU10	23CG1172	22 Mar 2025
2) Balance	1126143764	140RC004	22MM50	20 Sep 2023

2. Standard Material :-

Material	Manufacturer	Lot.No.	Assay
Sodium Thiosulfate pentahydrate	Merck	AM1763316	100.2%

Result : Dissolved Oxygen Meter Adjustment With Air 100 %

Dissolved Oxygen Probe No.: 15E100464

Titration Method (Azide Modification Method)	DO Meter Reading	Standard Deviation
(mg/L)	(mg/L)	(mg/L)
8.18	8.17	0.0055

This report was certified only for the instrument we tested. It is allowable to use for study the system efficiency, The environmental impact control and present to organization it may concerned. Intend to use for advertising and referral purpose is prohibited. This report may not be reproduced other in full, without written approval of the laboratory.

-o0o-

Switip

a 1172155



Equipment : DO Meter with Sensor
Condition As-Received : Used Item
Reference : 2307-0713DSC-2

Cert. No.: 23LM125
Page: 2 of 2

Procedure Used :-

Calibration were conducted using in-house calibration procedure CP-OT01 according to comparison with Industrial Platinum Resistance Thermometer (IPRT) into Temperature Bath.

The temperature scale used was based on ITS-90.

Condition of this result of calibration

1. Reference standard instrument:-

Instrument	Serial No.	Cert. No.	Traceable	Due Date
1) Digital Thermometer	2188080	2211285	TPA	21 Oct 2023

2. This certificate is valid only to the item calibrated on date and place of calibration.

3. This certification is traceable to the International System of Unit.

Remark : TPA : Technology Promotion Association (Thailand - Japan)

Result of Calibration :- (*) Without Adjustment

Function : Temperature measurement.

This instrument was connected with temperature sensor, S/N: 1228475367

Calibration Point (°C)	Immersion Depth (mm)	Standard Temperature (°C)	UUC* Reading (°C)	Error (°C)	Uncertainty (± °C)	Coverage Factor k
20.00	100	20.011	19.91	-0.101 °	0.15	2.00

UUC* : Unit Under Calibration

The reported uncertainty of measurement was based on a standard uncertainty multiplied by a coverage factor *k*, providing a level of confidence of approximately 95 %.

-o0o-

Switip

a 1159515



TECHNOLOGY PROMOTION ASSOCIATION (THAILAND-JAPAN)
CORPORATE SERVICES 3: EQUIPMENT CALIBRATION AND TESTING SERVICES
534/4 PATTANAKARN ROAD SOI 18, SUANLUANG, SUANLUANG BANGKOK 10250
TEL: 0-2717-3000-29 FAX: 0-2719-9484



Cert. No.: 23LM125
Page: 1 of 2

Certificate of Calibration

Equipment : DO Meter with Sensor
Manufacturer : YSI
Model : 5000-115V
Serial No. : 15E102796
ID No. : RYG_EN0032
Submitted by : ALS Laboratory Group (Thailand) Co., Ltd.
Rayong Branch
616/10 Moo 5 T. Maenam Khu, A. Pluakdaeng,
Rayong 21140 Thailand
Location : TPA On Site Calibration Laboratory
Received Order : 25 July 2023
Calibrated Date : 27 July 2023
Ambient Temperature : (26 ± 10) °C
Relative Humidity : (50 ± 30) %
AC Line Voltage : (220 ± 22) V
Calibrated by : Preecha Hlahib
Approved by :
() Pornthippa Tameyakul
() Malee Butkruea
(x) Suwit Imjai
Issue Date : 31 July 2023

The Uncertainties are for a confidence probability of approximately 95%

This certificate may not be reproduced other than in full, except with the prior written
Approval of the head of Corporate Services 3 : Equipment Calibration and Testing Services.

A 0053616



TECHNOLOGY PROMOTION ASSOCIATION (THAILAND-JAPAN)
CORPORATE SERVICES 3: EQUIPMENT CALIBRATION AND TESTING SERVICES
534/4 PATTANAKARN ROAD SOI 18, SUANLUANG, SUANLUANG BANGKOK 10250
TEL: 0-2717-3000-29 FAX: 0-2719-9484



Cert. No.: 23TM962
Page: 1 of 3

Certificate of Calibration

Equipment : Low Temp. Incubator
Manufacturer : Memmert
Model : IPP750
Serial No. : V818.0084
ID No. : RYG_EN0154
Submitted by : ALS Laboratory Group (Thailand) Co., Ltd.
(Rayong Branch)
616/10 Moo 5 T. Maenam Khu,
A. Pluakdaeng, Rayong 21140 Thailand
Location : BOD Room
Received Order : 29 May 2023
Calibration Date : 29 May 2023
Ambient Temperature : (26 ± 10) °C
Relative Humidity : (50 ± 30) %
Calibrated by : Man Pattanapongpaiboon
Approved by :
() Pornthippa Tameyakul
() Malee Butkruea
(x) Suwit Imjai
Issue Date : 7 June 2023

The Uncertainties are for a confidence probability of approximately 95%

This certificate may not be reproduced other than in full, except with the prior written
Approval of the head of Corporate Services 3 : Equipment Calibration and Testing Services.

A 0054967



Equipment : Low Temp. Incubator
Condition As-Received : Used Item
Reference : 2305-0898OC-2
Procedure Used :-
Cert. No.: 23TM962
Page : 2 of 3

Calibration were conducted using calibration procedure CP-OT02 according to direct measurement method with Data Acquisition which connected with Resistance Temperature Detector (RTD).

The temperature scale used was based on ITS-90.

Condition of this result of calibration

1. Reference standard instrument:-

Instrument	Model	Serial No.	Cert. No.	Due Date
1) Data Acquisition	34972A	MY57013711	22LM93	02 Jul 2023

2. This certificate is valid only to the item calibrated on date and place of calibration.

3. This certificate is traceable to the International System of Unit.

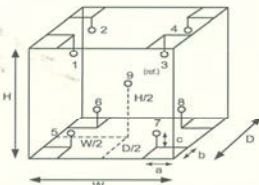
Result of Calibration :- (*) Without Adjustment

Function of UUC* : Temperature Source

Fresh air setting : Close

Environment during calibration		
	Beginning	Finished
Temp. (°C)	23	23
REL.Humid. (%)	54	56
AC Supply (Volt)	223	222

Position :	Ref. Std. ID No.:
1	18-18RTD-01
2	18-18RTD-02
3	18-18RTD-03
4	18-18RTD-04
5	18-18RTD-05
6	18-18RTD-10
7	18-18RTD-07
8	22-18RTD-08
9 (ref.)	18-18RTD-09



Probe Installation Details :

Dimension of Chamber :	
a = 10 cm	D = 0.60 m
b = 10 cm	W = 1.0 m
c = 10 cm	H = 1.2 m
	Capacity = 0.75 m ³

a 1165130

Sartorius (Thailand) Co., Ltd.
129 Rama 9 Road, Huaykwang, Huaykwang, Bangkok 10310
Tel: +66 2643 8361-6, e-mail: service.thailand@sartorius.com



SARTORIUS

Certificate of Calibration

Model Number : MSE224S-100-DU

Certificate No. : 24BC0069

Description : Analytical Balance

Issued Date : Friday, February 23, 2024

Serial Number : 0026207038

Reference No. : 229196

ID No. : RYG_EN0002

Manufacturer : Sartorius

Page No. : 1 of 2

Customer Name : ALS Laboratory Group (Thailand) Co., Ltd. (Rayong Branch)

616/10 Moo 5 T.Maenam Khu, A.Pluakdaeng, Rayong 21140, Thailand.

Calibrated Place : ALS Laboratory Group (Thailand) Co., Ltd. (Balance Room)

616/10 Moo 5 T.Maenam Khu, A.Pluakdaeng, Rayong 21140, Thailand.

Calibrated By : Mr.Chonchai Inthana

Calibration Date : Thursday, February 22, 2024

Calibration Procedure No. : This calibration was conducted by Using in-house calibration procedure number (WI-003) Based on UKAS LAB 14 : 2019

Metrological data :

Capacity : 220 g Readability : 0.0001 g

Ambients Conditions:

Temperature : 24.2 °C ± 5.0 °C

Humidity : 57.0 % RH ± 10.0 % RH

Pressure : ±

Reasons for calibration

☐ New Installation ☐ Service / Repaired ☒ Re-calibration/ Maintenance

Equipment Condition: ☒ Good Operator ☐ Fail

Measurement Method UKAS Publication Ref :Lab 14

The measurement uncertainty stated is the expanded uncertainty which is obtained from the standard uncertainty multiplied by the coverage factor (k=2) to provide a level of confidence of approximately 95%. It is determined in accordance with the Guide to Expression of Uncertainty in Measurement (GUM). The calibration certificate documents the traceability to National Standards, which realise the unit of measurement according to the International Standard System of Units (SI). Report of Tolerance came from list of Sartorius Metrological Specifications.

Traceability:

Model Number	Description	Traceability	Certificate No.	Due Date
YCS011-522-00	Sartorius weight set 1mg - 5000g E2.YCS011-522-00	TCS	M2308197S	23-Aug-2025
MHB-382SD	Humidity/Barometer/Temp Lutron MHB-382SD	DKSH	C19231845	23-Aug-2024

This certificate relate and apply this equipment only.

This certificate may not be reproduced other than in full except with the prior written approval of the Verification Operation Division Sartorius (Thailand) Co., Ltd.

SOP FM 33 03 February 2022

Mr.chonchai Inthana(Technical Manager)



Equipment : Low Temp. Incubator
Condition As-Received : Used Item
Reference : 2305-0898OC-2
Result of Calibration :- (*) Without Adjustment
Function of UUC* : Temperature Source
Fresh air setting : Close
Cert. No.: 23TM962
Page : 3 of 3

Calibration Point (°C)	UUC* Setting (°C)	UUC* Reading (°C)	Temperature stability (± °C)	Temperature uniformity (°C)	Overall Variation (°C)	Coverage Factor k
20.0	20.0	20.0	0.019	0.72	1.0	2

Calibration Point (°C)	Measured Temperature (°C)									Uncertainty (± °C)
	1	2	3	4	5	6	7	8	9 (ref.)	
20.0	19.547	19.780	19.487	19.529	19.408	20.139	20.112	20.406	20.116	0.30

Average* : The average of 30 values in each position.

Temperature stability : One-half of the greatest maximum difference of measured temperature at any one sensor.

Temperature uniformity : The maximum difference of measured temperatures at any sensors and the measured temperature at the reference location, which are observed at the same time or at as close an observation time as possible to determine the temperature pattern or homogeneity within the chamber under steady-state conditions.

Overall Variation : The Difference of the maximum and minimum measured temperatures throughout observation.

UUC* : Unit Under Calibration

Note : The reported uncertainty of measurement was included stability and excluded uniformity .

The reported uncertainty of measurement was based on a standard uncertainty multiplied by a coverage factor k, providing a level of confidence of approximately 95 %.

-000-

a 1165129

Sartorius (Thailand) Co., Ltd.
129 Rama 9 Road, Huaykwang, Huaykwang, Bangkok 10310
Tel: +66 2643 8361-6 Fax: +66 2643-8367, e-mail: service.thailand@sartorius.com

SARTORIUS

Certificate of Calibration

Model Number : MSE224S-100-DU

Certificate No. : 24BC0069

Description : Analytical Balance

Issued Date : Friday, February 23, 2024

Serial Number : 0026207038

Reference No. : 229196

ID No. : RYG_EN0002

Manufacturer : Sartorius

Page No. : 2 of 2

Calibration Results : Without Adjustment

Repeatability

The reproducibility is the ability of a weighing instrument to display nearly identical readouts under constant test conditions when the same load within a measurement series is placed repeatedly on the weighing pan in the same manner. The standard deviation is used to express reproducibility quantitatively.

Nominal Value (Low Load)	20.0000	199.9999
20 g	20.0000	200.0000
Tolerance	20.0001	200.0000
0.0001 g	20.0000	199.9999
	20.0001	200.0000
Nominal Value (High Load)	19.9999	200.0000
200 g	20.0000	200.0000
Tolerance	20.0000	199.9995
0.0001 g	19.9999	200.0001
	19.9999	200.0000
Standard Deviation	0.00007	0.00006

Eccentricity (Off-center loading error)

The off-center loading error is yielded by the difference between the readout of the load, i.e. 10% or 14% of maximum capacity, placed in the middle of the weighing pan and between each of four additional measurement points (positions defined according to OIML R76).

Nominal value	100 g
Tolerance	0.0004 g
Difference	
1	-
2	-0.0001
3	-0.0001
4	0.0000
5	-0.0001
6	-

Linearity

The linearity, also called linearity error. Describes the deviation of the characteristic curve of a weighing instrument from the linear slope.

Nominal Value	Conventional Mass Value	Displayed Value	Deviation	Uncertainty
(g)	(g)	(g)	(g)	(g)
0.01	0.0100	0.0100	0.0000	0.00018
0.05	0.0500	0.0500	0.0000	0.00018
0.1	0.1000	0.1000	0.0000	0.00018
0.5	0.5000	0.5000	0.0000	0.00018
1	1.0000	1.0000	0.0000	0.00018
5	5.0000	5.0000	0.0000	0.00018
10	10.0000	10.0000	0.0000	0.00018
20	20.0000	20.0000	0.0000	0.00024
50	50.0000	49.9999	-0.0001	0.00019
100	100.0000	100.0000	0.0000	0.00023
200	200.0000	199.9999	-0.0001	0.00032

End of Report.

SOP FM 33 03 February 2022



Certificate of Calibration

Cert. No.: 24TM632
Page : 1 of 3

Equipment : Hot Air Oven
Manufacturer : Memmert
Model : UFE 500
Serial No. : G511.15/2
ID No. : RYG_EN0010
Submitted by : ALS Laboratory Group (Thailand) Co.,Ltd. (Rayong Branch)
616/10 Moo 5 T. Maenam Khu,
A. Pluakdaeng,
Rayong 21140 Thailand
Location : Oven Room
Received Order : 21 March 2024
Calibration Date : 21 March 2024
Ambient Temperature : (26 ± 10) °C
Relative Humidity : (50 ± 30) %
Calibrated by : Man Pattanapongpaiboon
Approved by :
() Pornthippa Tameyakul
() Unnopphol Harachai
(x) Suwit Imjai
Issue Date : 22 March 2024

The Uncertainties are for a confidence probability of approximately 95%

This certificate may not be reproduced other than in full, except with the prior written
Approval of the head of Corporate Services 3 : Equipment Calibration and Testing Services.



Equipment : Hot Air Oven
Condition As-Received : Used Item
Reference : 2403-0563OC-1
Result of Calibration : (*) Without Adjustment
Function of UUC* : Temperature Source
Fresh air setting : Close

Cert. No.: 24TM632
Page : 3 of 3

Calibration Point (°C)	UUC* Setting (°C)	UUC* Reading (°C)	Temperature stability (± °C)	Temperature uniformity (°C)	Overall Variation (°C)	Coverage Factor k
104.0	104.0	104.0	0.051	0.59	0.62	2
180.0	180.0	180.0	0.15	1.3	1.7	2

Calibration Point (°C)	Measured Temperature (°C)									Uncertainty (± °C)
	1	2	3	4	5	6	7	8	9 (ref.)	
104.0	103.921	103.786	103.757	103.759	103.950	103.817	104.213	103.672	103.673	0.42
180.0	179.614	179.270	179.145	179.599	180.001	180.423	180.293	180.629	179.429	1.1

Average* : The average of 30 values in each position.

Temperature stability : One-half of the greatest maximum difference of measured temperature at any one sensor.

Temperature uniformity : The maximum difference of measured temperatures at any sensors and the measured temperature at the reference location which are observed at the same time or at as close an observation time as possible to determine the temperature pattern or homogeneity within the chamber under steady-state conditions.

Overall Variation : The Difference of the maximum and minimum measured temperatures throughout observation.

UUC* : Unit Under Calibration

Note : The reported uncertainty of measurement was included stability and excluded uniformity .

The reported uncertainty of measurement was based on a standard uncertainty multiplied by a coverage factor k, providing a level of confidence of approximately 95 %.

-000-



Equipment : Hot Air Oven
Condition As-Received : Used Item
Reference : 2403-0563OC-1
Procedure Used :-

Cert. No.: 24TM632
Page : 2 of 3

Calibration were conducted using calibration procedure CP-OT02 according to direct measurement method with Data Acquisition which connected with Resistance Temperature Detector (RTD) and Thermocouple Type T.

The temperature scale used was based on ITS-90.

Condition of this result of calibration

1. Reference standard instrument-

Instrument	Serial No.	Cert. No.	Traceable	Due Date
1) Data Acquisition	MY57013711	23LM115	TPA	11 Jul 2024

2. This certificate is valid only to the item calibrated on date and place of calibration.

3. This certification is traceable to the International System of Unit.

Remark : TPA : Technology Promotion Association (Thailand - Japan)

Result of Calibration :- (*) Without Adjustment

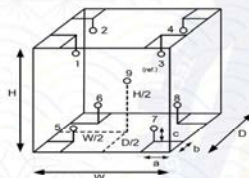
Function of UUC* : Temperature Source

Fresh air setting : Close

Environment during calibration		
	Beginning	Finished
Temp. (°C)	27	27
REL.Humid. (%)	57	59
AC Supply (Volt)	222	224

Ref. Std. ID No.: @ Calibration Point		
Position :	(180) °C	(104) °C

Position :	(180) °C	(104) °C
1	18-18TC-01	18-18RTD-01
2	18-18TC-02	18-18RTD-02
3	18-18TC-03	18-18RTD-03
4	18-18TC-04	18-18RTD-04
5	18-18TC-05	18-18RTD-05
6	18-18TC-06	23-18RTD-06
7	18-18TC-07	18-18RTD-07
8	18-18TC-08	22-18RTD-08
9 (ref.)	18-18TC-09	18-18RTD-09



Probe Installation Details :		Dimension of Chamber :	
a =	5.0 cm	D =	0.40 m
b =	5.0 cm	W =	0.56 m
c =	5.0 cm	H =	0.48 m
		Capacity =	0.11 m³



Certificate of Calibration

Cert. No.: 24TM634
Page : 1 of 3

Equipment : Hot Air Oven
Manufacturer : Memmert
Model : UF 110
Serial No. : B423.0653
ID No. : RYG_EN0213
Submitted by : ALS Laboratory Group (Thailand) Co.,Ltd. (Rayong Branch)
616/10 Moo 5 T. Maenam Khu,
A. Pluakdaeng,
Rayong 21140 Thailand
Location : Oven Room
Received Order : 21 March 2024
Calibration Date : 21 - 22 March 2024
Ambient Temperature : (26 ± 10) °C
Relative Humidity : (50 ± 30) %
Calibrated by : Man Pattanapongpaiboon
Approved by :
() Pornthippa Tameyakul
() Unnopphol Harachai
(x) Suwit Imjai
Issue Date : 23 March 2024

The Uncertainties are for a confidence probability of approximately 95%

This certificate may not be reproduced other than in full, except with the prior written
Approval of the head of Corporate Services 3 : Equipment Calibration and Testing Services.



Equipment : Hot Air Oven
Condition As-Received : Used Item
Reference : 2403-0563OC-3

Cert. No.: 24TM634
Page : 2 of 3

Procedure Used :-

Calibration were conducted using calibration procedure CP-OT02 according to direct measurement method with Data Acquisition which connected with Resistance Temperature Detector (RTD) and Thermocouple Type T.

The temperature scale used was based on ITS-90.

Condition of this result of calibration

1. Reference standard instrument:-

Instrument	Serial No.	Cert. No.	Traceable	Due Date
1) Data Acquisition	MY57013711	23LM115	TPA	11 Jul 2024

2. This certificate is valid only to the item calibrated on date and place of calibration.

3. This certification is traceable to the International System of Unit.

Remark : TPA : Technology Promotion Association (Thailand - Japan)

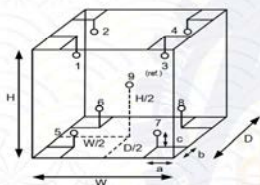
Result of Calibration :- (*) Without Adjustment

Function of UUC* : Temperature Source

Fresh air setting : Close

Environment during calibration		
	Beginning	Finished
Temp. (°C)	27	27
REL.Humid. (%)	59	59
AC Supply (Volt)	224	223

Ref. Std. ID No.: @ Calibration Point		
Position :	(180) °C	(104) °C
1	18-18TC-01	18-18RTD-01
2	18-18TC-02	18-18RTD-02
3	18-18TC-03	18-18RTD-03
4	18-18TC-04	18-18RTD-04
5	18-18TC-05	18-18RTD-05
6	18-18TC-06	23-18RTD-06
7	18-18TC-07	18-18RTD-07
8	18-18TC-08	22-18RTD-08
9 (ref.)	18-18TC-09	18-18RTD-09



Probe Installation Details : Dimension of Chamber :
a = 5.0 cm D = 0.40 m
b = 5.0 cm W = 0.56 m
c = 5.0 cm H = 0.48 m
Capacity = 0.11 m³



TECHNOLOGY PROMOTION ASSOCIATION (THAILAND-JAPAN)
CORPORATE SERVICES 3: EQUIPMENT CALIBRATION AND TESTING SERVICES
534/4 PATTANAKARN ROAD SOI 18, SUANLUANG, SUANLUANG BANGKOK 10250
TEL.0-2717-3000-29 FAX.0-2719-9484



Certificate of Calibration

Cert. No.: 24TM635
Page : 1 of 3

Equipment : Water Bath
Manufacturer : Memmert
Model : WNB22
Serial No. : L513.0648
ID No. : RYG_EN0061

Submitted by : ALS Laboratory Group (Thailand) Co.,Ltd. (Rayong Branch)
616/10 Moo 5, T. Maenam Khu,
A. Pluakdaeng,
Rayong 21140, Thailand

Location : Wet Chemistry Lab

Received Order : 21 March 2024
Calibration Date : 21 March 2024
Ambient Temperature : (26 ± 10) °C
Relative Humidity : (50 ± 30) %

Calibrated by : Man Pattanapongpaiboon

Approved by :
Approved Signatory

() Pornthippa Tameyakul
() Unnopphol Harachai
(✓) Suwit Imjai

Issue Date : 23 March 2024

The Uncertainties are for a confidence probability of approximately 95%

This certificate may not be reproduced other than in full, except with the prior written approval of the head of Corporate Services 3: Equipment Calibration and Testing Services.



Equipment : Hot Air Oven
Condition As-Received : Used Item
Reference : 2403-0563OC-3
Result of Calibration :- (*) Without Adjustment
Function of UUC* : Temperature Source
Fresh air setting : Close

Cert. No.: 24TM634
Page : 3 of 3

Calibration Point (°C)	UUC* Setting (°C)	UUC* Reading (°C)	Temperature stability (± °C)	Temperature uniformity (°C)	Overall Variation (°C)	Coverage Factor k
104.0	104.0	104.0	0.065	0.52	0.90	2
180.0	180.0	180.0	0.20	1.2	2.0	2

Measured Temperature (°C)										Uncertainty (± °C)
Calibration Point (°C)	1	2	3	4	5	6	7	8	9 (ref.)	
104.0	104.169	103.506	103.698	103.712	103.772	103.730	104.289	103.805	103.798	0.42
180.0	180.701	179.239	179.935	179.999	180.127	180.138	180.895	179.313	180.211	1.1

Average* : The average of 30 values in each position.

Temperature stability : One-half of the greatest maximum difference of measured temperature at any one sensor.

Temperature uniformity : The maximum difference of measured temperatures at any sensors and the measured temperature at the reference location which are observed at the same time or at as close an observation time as possible to determine the temperature pattern or homogeneity within the chamber under steady-state conditions.

Overall Variation : The Difference of the maximum and minimum measured temperatures throughout observation.

UUC* : Unit Under Calibration

Note : The reported uncertainty of measurement was included stability and excluded uniformity .

The reported uncertainty of measurement was based on a standard uncertainty multiplied by a coverage factor k, providing a level of confidence of approximately 95 %.

-000-



Equipment : Water Bath
Condition As-Received : Used Item
Reference : 2403-0563OC-4

Cert. No.: 24TM635
Page : 2 of 3

Procedure Used :- Calibration were conducted using in-house calibration procedure CP-OT04 Based on ASTM E715 according to direct measurement method with Data Acquisition which connected with Industrial Platinum Resistance Thermometer (IPRT).

The temperature scale used was based on ITS-90.

Condition of this result of calibration

1. Reference standard instrument:-

Instrument	Serial No.	Cert. No.	Traceable	Due Date
1) Data Acquisition	MY57013711	23LM115	TPA	11 Jul 2024

2. This certificate is valid only to the item calibrated on date and place of calibration.

3. This certification is traceable to the International System of Unit.

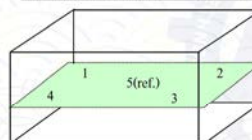
Remark : TPA : Technology Promotion Association (Thailand - Japan)

Result of Calibration :- (*) Without Adjustment

Function of UUC* : Temperature Source

Heat transfer medium used : Water

	Environmental		AC Voltage Supply
	(°C)	(%R.H.)	(Volt)
Beginning of Calibration	25	55	222
Finished of Calibration	25	57	223



Front

Position :	Ref. Std. ID No.:
1	4803988-001
2	4803988-002
3	4803988-003
4	4803988-004
5(ref.)	4803988-005



Equipment : Water Bath
Condition As-Received : Used Item
Reference : 2403-0563OC-4
Result of Calibration : (*) Without Adjustment
Function of UUC* : Temperature Source

Cert. No.: 24TM635
Page : 3 of 3

Calibration point (°C)	UUC* Setting (°C)	UUC* Reading (°C)	Average* Standard Reading (°C)					Uncertainty (± °C)
			Position					
			1	2	3	4	5 (ref.)	
85.0	85.0	85.0	84.428	84.424	84.489	84.507	84.477	0.18

Calibration point (°C)	Uniformity (°C)	Stability (± °C)	Coverage Factor k
85.0	0.19	0.11	2

Average* : The average of 30 values in each position.

Uniformity : The maximum difference of measured temperatures at any sensors and the measured temperature at the reference location which are observed at the same time or at as close an observation time as possible to determine the temperature pattern or homogeneity within the chamber under steady-state conditions.

Stability : One-half of the greatest maximum difference of measured temperature at any one probe.

UUC* : Unit Under Calibration

Note : The reported uncertainty of measurement was included stability and excluded uniformity.

The reported uncertainty of measurement was based on a standard uncertainty multiplied by a coverage factor *k*, providing a level of confidence of approximately 95 %.

-000-



Certificate No.: C06230441 Page 2 of 3

Calibration Results: Without Adjustment

Wavelength Accuracy (nm), The spectral bandwidth of Std at 2 nm and UUC at 2 nm	Standard Wavelength	Unit Under Calibration	Correction	Uncertainty
	418.61	418.3	0.31	0.13
	536.66	536.6	0.06	0.13
	637.98	638.3	-0.32	0.13
	748.48	748.7	-0.22	0.13
	807.03	807.4	-0.37	0.13

Photometric Accuracy (Absorbance)	Wavelength	Standard absorbance	Unit Under Calibration	Correction	Uncertainty
		0.0000	0.000	0.0000	0.0045
	420 nm	0.2930	0.269	0.0040	0.0045
		0.5168	0.519	-0.0022	0.0045
		1.0298	1.029	0.0008	0.0045
		0.0000	0.000	0.0000	0.0045
	440 nm	0.2867	0.283	0.0037	0.0045
		0.5073	0.509	-0.0017	0.0045
		1.0083	1.007	0.0013	0.0045
		0.0000	0.000	0.0000	0.0045
	465 nm	0.2516	0.250	0.0016	0.0045
		0.4595	0.462	-0.0025	0.0045
		0.9334	0.933	0.0004	0.0045
		0.0000	0.000	0.0000	0.0045
	546.1 nm	0.2461	0.245	0.0011	0.0045
		0.4652	0.466	-0.0008	0.0045
		0.9468	0.946	0.0008	0.0045
		0.0000	0.000	0.0000	0.0045
	590 nm	0.2594	0.259	0.0004	0.0045
		0.5040	0.505	-0.0010	0.0045
		1.0032	1.002	0.0012	0.0045
		0.0000	0.000	0.0000	0.0045
	635 nm	0.2579	0.257	0.0009	0.0045
		0.4971	0.497	0.0001	0.0045
		0.9720	0.971	0.0010	0.0045

DKSH Technology Limited
2533 Sukhumvit Road, Bangkok, Prachinburi 10280
Phone: +66 2639 7000 Email: info@calibration@dksh.com Website: www.dksh.com/scientific-thailand

Delivering Growth - in Asia and Beyond.

CAL-FM-C06-15: 12 Sep 2022



Certificate of Calibration

Equipment: SPECTROPHOTOMETER
Model: DR6000
Serial No. (or ID.): 1627845 (RYG_EN0037)
Manufacturer: HACH
Condition: In Condition

Certificate No.: C06230441
Issued Date: 19 September 2023
Job No.: WO-00005382
Page: 1 of 3

Customer: ALS Laboratory Group (Thailand) Co., Ltd. (Rayong Branch)
616/10 Moo 5 T.Maenam Khu,
A.Pluakdaeng, Rayong 21140, Thailand.

Environment Condition: Temperature 23.9 °C ± 0.2
Humidity 65.3 %RH ± 1.4

Calibration Place: ALS Laboratory Group (Thailand) Co., Ltd. (Rayong Branch) (Wet Chemistry)
616/10 Moo 5 T.Maenam Khu,
A.Pluakdaeng, Rayong 21140, Thailand.

Calibration By: Mr. Nattapat Rungueang
Calibration Date: 18 September 2023
The Method used: In house method, CAL-WI-24, base on ASTM E 275-08 and ASTM E 387-04
Traceability: This certificate is traceable to the CRM maintained by National Institute of Standards and Technology (NIST) through Starna Scientific Limited.

The standard for Wavelength Certificate No. 111583 and 111584
The standard for Photometric Certificate No. 9114984 and 111588
The standard for Stray light Certificate No. 111586 and 111585
The standard for Spectral resolution Certificate No. 111587

REVIEW BY: *N. Bangert*
APPROVED BY: *D. J. ...*
NEXT CAL. DATE: 18/12/25

(Mr. Nattapat Rungueang)
Person in charge

(Mr. Nitinun Srihawan)
Authorized signatory

This certificate is issued the units of measurement according to the International System of Units (SI). It provides traceability of measurement to international or national standard or other recognized national standard laboratories.

The measurement uncertainty stated is the expanded uncertainty which is obtained from the standard uncertainty multiplied by the coverage factor (k=2) to provide a level of confidence of approximately 95%. It is determined in accordance with the Guide to Expression of Uncertainty in Measurement (GUM).

These results may be affected by deviations from specified conditions. The results relate only to the items tested, calibrated or sampled. The report shall not be reproduced except in full without approval of DKSH Technology Limited.

DKSH Technology Limited
2533 Sukhumvit Road, Bangkok, Prachinburi 10280
Phone: +66 2639 7000 Email: info@calibration@dksh.com Website: www.dksh.com/scientific-thailand

Delivering Growth - in Asia and Beyond.

CAL-FM-C06-15: 12 Sep 2022



Certificate No.: C06230441 Page 3 of 3

Calibration Results: Without Adjustment

Photometric Accuracy (Absorbance)	Wavelength	Standard absorbance	Unit Under Calibration	Correction	Uncertainty
	235 nm	0.0000	0.000	0.0000	0.0080
		0.7355	0.737	-0.0015	0.0080
	257 nm	0.0000	0.000	0.0000	0.0080
		0.8574	0.857	0.0004	0.0080
	313 nm	0.0000	0.000	0.0000	0.0080
		0.2864	0.250	-0.0036	0.0080
	350 nm	0.0000	0.000	0.0000	0.0080
		0.6374	0.637	0.0004	0.0080
Stray light *	Standard: cut-off	UUC: Wavelength (nm)	UUC: Transmission (%T)	Absorbance (A)	
	260.82 ± 0.11 nm	260.6	1.3	1.886	
	391.44 ± 0.11 nm	391.4	1.3	1.886	

Spectral Resolution *	Nominal Concentration 0.02 % v/v	Peak	Trough	Ratio	SBW
	Standard Wavelength (nm)	268.66	266.69	1.38	2.00
	UUC: Wavelength (nm)	268.2	266.1		
	Std Absorbance (A)	0.4566	0.2780		
	Absorbance (A)	0.413	0.300		

* Calibration Marked * Not TISI Accredited * in this Certificate have been included for completeness.

The End of Certificate

DKSH Technology Limited
2533 Sukhumvit Road, Bangkok, Prachinburi 10280
Phone: +66 2639 7000 Email: info@calibration@dksh.com Website: www.dksh.com/scientific-thailand

Delivering Growth - in Asia and Beyond.

CAL-FM-C06-15: 12 Sep 2022



ใบตรวจสอบสภาพเครื่องวัดสิ่งแวดล้อม

เลขที่ใบงาน: WO-0005382

ชนิดเครื่องมือ: SPECTROPHOTOMETER รุ่น: DR6000

หมายเลขเครื่อง: 1627845

ตรวจสอบ (รับ)		รายการตรวจเช็ค	ตรวจสอบ (ส่ง)		หมายเหตุ
18 Sep 2023			16 Sep 2023		
ปกติ	ไม่ปกติ		ปกติ	ไม่ปกติ	
		General			
<input checked="" type="checkbox"/>	<input type="checkbox"/>	1. ความสมบูรณ์เครื่อง	<input checked="" type="checkbox"/>	<input type="checkbox"/>	
<input checked="" type="checkbox"/>	<input type="checkbox"/>	2. ความสะอาด (ช่องใส่ตัวอย่าง, ภายใน-นอกเครื่อง)	<input checked="" type="checkbox"/>	<input type="checkbox"/>	
<input checked="" type="checkbox"/>	<input type="checkbox"/>	3. สวิตช์ ปิด - เปิด เครื่อง (On-Off Switch)	<input checked="" type="checkbox"/>	<input type="checkbox"/>	
<input checked="" type="checkbox"/>	<input type="checkbox"/>	4. ปุ่มกด (Keypad)	<input checked="" type="checkbox"/>	<input type="checkbox"/>	
<input checked="" type="checkbox"/>	<input type="checkbox"/>	5. หน้าจอ (Display, Screen Contrast)	<input checked="" type="checkbox"/>	<input type="checkbox"/>	
		Spectrophotometer			
<input type="checkbox"/>	<input type="checkbox"/>	6. แรงดันไฟฟ้า (Battery Backup) ≥ 2.5 VDC	<input type="checkbox"/>	<input type="checkbox"/>	
<input type="checkbox"/>	<input type="checkbox"/>	7. ตัวหมุนเลือกความยาวคลื่น (Wavelength Control)	<input type="checkbox"/>	<input type="checkbox"/>	
<input checked="" type="checkbox"/>	<input type="checkbox"/>	8. ความยาวคลื่น (Wavelength Check)	<input checked="" type="checkbox"/>	<input type="checkbox"/>	*
<input checked="" type="checkbox"/>	<input type="checkbox"/>	9. แหล่งกำเนิดแสง (UV $< 3,000$ hour)	<input checked="" type="checkbox"/>	<input type="checkbox"/>	9.2 Hours
<input checked="" type="checkbox"/>	<input type="checkbox"/>	10. แหล่งกำเนิดแสง (Visible $< 5,000$ hour)	<input checked="" type="checkbox"/>	<input type="checkbox"/>	741.5 Hours
<input checked="" type="checkbox"/>	<input type="checkbox"/>	11. ช่องวัดหลายตัวอย่าง (Carousel Module)	<input checked="" type="checkbox"/>	<input type="checkbox"/>	
		pH Meter and Conductivity Meter			
<input type="checkbox"/>	<input type="checkbox"/>	12. อิเล็กโทรด (Electrode and Connection Cable)	<input type="checkbox"/>	<input type="checkbox"/>	
<input type="checkbox"/>	<input type="checkbox"/>	13. ระดับสารละลายใน Electrode (Level KCl)	<input type="checkbox"/>	<input type="checkbox"/>	
<input type="checkbox"/>	<input type="checkbox"/>	14. ฝาปิดกันปลาย Electrode (Dust Protection Hood)	<input type="checkbox"/>	<input type="checkbox"/>	
<input type="checkbox"/>	<input type="checkbox"/>	15. ขาจับอิเล็กโทรด (Stand)	<input type="checkbox"/>	<input type="checkbox"/>	
		Turbidimeter			
<input type="checkbox"/>	<input type="checkbox"/>	16. ค่าความขุ่นที่ต่ำสุด (No Sample)	<input type="checkbox"/>	<input type="checkbox"/>	
<input type="checkbox"/>	<input type="checkbox"/>	17. ระดับการส่องสว่างของแสง (≥ 2.5 ไม่นเกิน 3.0)	<input type="checkbox"/>	<input type="checkbox"/>	
		Automatic titrator			
<input type="checkbox"/>	<input type="checkbox"/>	18. สภาพ Piston Burettes	<input type="checkbox"/>	<input type="checkbox"/>	
<input type="checkbox"/>	<input type="checkbox"/>	19. Function Rinsing and Dosing	<input type="checkbox"/>	<input type="checkbox"/>	
<input type="checkbox"/>	<input type="checkbox"/>	20. ระบบท่อสายยางและอุปกรณ์ประกอบ	<input type="checkbox"/>	<input type="checkbox"/>	

เชิงเส้น/ข้อแนะนำ: *656.1nm=656.1nm

*486.0nm=485.5nm

Mr.Nattapat Rungueang
Service Engineer

บริษัท ดีเคเอสเอช (ประเทศไทย) จำกัด
2533 ถนนสุขุมวิท แขวงคลองเตย เขตคลองเตย กรุงเทพมหานคร 10260
Phone: +66 2059 7000 Email: info.calibration@dksh.com Website: www.dksh.com/scientific-thailand

Delivering Growth - in Asia and Beyond.

CAL-FM-R31-03: 20 Jul 2022



Cert.No.: 23CH829
Page.: 2 of 3

Condition of this calibration result

1. Reference Standard Instrument :-

Instrument	Serial No.	ID No.	Cert. No.	Due Date
1) Document Process Calibrator	54030049	130RC116	22E2769	24 Aug 2023
2) Ref. Standard Thermometer	4982054	110RC044	2211306	27 Oct 2023

This certification is traceable to the International System of Unit maintained at:-
- Traceable to National Institute of Metrology (Thailand), NIMT

2. Certified Reference Materials : The measurement results are traceable to SI through CPA chem Ltd.,
ANSI-ASQ National Accreditation Board, Accredited No. AR-1835

Buffer Solution	Manufacturer	Lot No.	Exp. date
pH 4.000	CPA chem	863832	28 Dec 2024
pH 6.986	CPA chem	863833	28 Dec 2023
pH 10.010	CPA chem	863835	28 Dec 2023

3. This certificate is valid only to the item calibrated on date and place of calibration.

Calibration Results

Function : mV Measurement

Performing standard curve by Fluke at pH (4,7,10)

Unit Under Calibration	Nominal Value	Standard Voltage Input	Actual Reading		Uncertainty of Measurement	Coverage factor
	pH	mV	mV	pH	(\pm mV)	k
pH Meter S/N.: C222171773	4.00	177.48	178	4.00	0.58	2.00
	7.00	0.00	0	7.00	0.58	2.00
	10.00	-177.48	-178	10.00	0.58	2.00

Malee

a 1169605



TECHNOLOGY PROMOTION ASSOCIATION (THAILAND-JAPAN)
CORPORATE SERVICES 3: EQUIPMENT CALIBRATION AND TESTING SERVICES
534/4 PATTANAKARN ROAD SOI 18, SUANLUANG, SUANLUANG BANGKOK 10250
TEL: 0-2717-3000-29 FAX: 0-2719-9484



Cert.No.: 23CH829
Page.: 1 of 3

Certificate of Calibration

Equipment :	pH Meter
Manufacturer :	Mettler Toledo
Model :	SevenGo S2
Serial No. :	C222171773
ID No. :	RYG_FS0595
Condition As Received:	Used Item
Received Date :	30 June 2023
Calibration Date :	03 July 2023
Reference :	2306-0984DSC-5
Submitted by :	ALS Laboratory Group (Thailand) Co.,Ltd. Rayong Branch 616/10 Moo 5, T.Maenam Khu, A.Pluakdaeng, Rayong 21140, Thailand
Ambient Temperature :	(25 \pm 2.5) °C
Relative Humidity :	(50 \pm 15) %
Calibration Procedure :	In - house method : - CP-CH5 by direct measurement with standard voltage calibrator and direct measurement with certified reference material (CRM) - CP-CH8 by comparison with standard thermometer
Calibrated by :	Warakorn Lemgagrakul
Approved by :	Malee
	Approved Signatory
(/) Malee Bulkruea	
() Sathip Meangmai	
() Warakorn Lemgagrakul	
Issue Date :	6 July 2023

The Uncertainties are for a confidence probability of approximately 95%

This certificate may not be reproduced other than in full, except with the prior written
Approval of the head of Corporate Services 3 : Equipment Calibration and Testing Services.

A 0055862



Cert.No.: 23CH829
Page.: 3 of 3

Calibration Results

Function : pH Measurement

Performing three buffers standard curve by using buffer nominal pH (4,7,10)

Unit Under Calibration	Standard pH Buffer Solution	Actual pH Reading	Actual mV Reading (mV)	Uncertainty of pH measurement (\pm)	Coverage factor k
pH Electrode S/N.: 2103795	4.008	4.01	178	0.0071	2.00
	6.986	6.99	5	0.0099	2.00
	10.010	10.01	-172	0.0092	2.00

Function : Temperature Measurement

(*) Without adjustment

This equipment was connected with Temperature Probe;

- Model :	InLab®Expert Go-ISM
- Serial No. :	2103795
- Dimension of probe:	
- Length :	120 mm
- Diameter :	12 mm
- Immersion Depth :	100 mm

Calibration Point (°C)	Standard Temperature (°C)	UUC* Reading (°C)	Error (°C)	Uncertainty of measurement (\pm °C)	Coverage factor k
25.0	25.002	25.3	0.298	0.13	2.00
30.0	30.002	30.3	0.298	0.13	2.00

Remark : - UUC* = Unit Under Calibration

The reported uncertainty of measurement was based on a standard uncertainty multiplied by a coverage factor k, providing a level of confidence of approximately 95 %.

-000-

Malee

a 1169604



Metrological Center

SCI ECO Services Company Limited

33/2 Moo 3, T.Banpa, A.Kaengkhoi, Saraburi 18110, Thailand.

Saraburi Tel : +66 3627 3096 Fax : +66 3627 3100

Bangkok Tel : +668 9205 6851 , +669 8247 2360

Website : www.scieco.co.th E-Mail : calibrate@scg.com



Metrological Center

SCI ECO Services Company Limited

33/2 Moo 3, T.Banpa, A.Kaengkhoi, Saraburi 18110, Thailand.



Certificate No. T230116


Page 3 of 4

Certificate No. T230116

Page 1 of 4

Certificate of Calibration

Equipment : Chamber (Cooling Room)
Manufacturer : MODULAR
Model : IREVCOHCOO
Serial No. : C00351459
Customer Code : RYG_EN0184
ID No. : T1939A5
Customer : ALS Laboratory Group (Thailand) Co.,Ltd. (Rayong Branch)



616/10 Moo 5 T.Maenam Khu,
A.Pluakdaeng, Rayong 21140

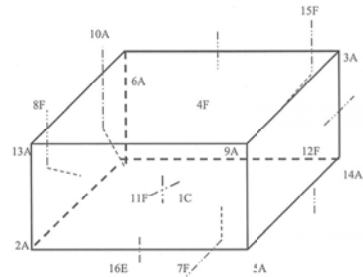
Customer Location : Laboratory
Date of Receipt : 23 January 2023
Calibrated By : Atiphong Rongrat (Technician)
Approved By : Boonchai Suriyawong (Site Calibration Manager)
Date of Issue : 07 FEB 2023

The uncertainties are for a confidence probability of approximately 95%.

This Certificate is issued in accordance with the conditions of accreditation granted by the Thai Laboratory Accreditation Scheme which has assessed the measurement capability of the laboratory and its traceability to recognized national standards and to the units of measurement realized at the corresponding national standard laboratory. This certificate may not be reproduced other than in full except with the prior written approval of the Metrological Center.

FM-L14118/31-08-64

Calibration Report



C = Centre, F = Centre of Face, A = Corner, E = Centre of Edge

1C = TN141	12F = TN152
2A = TN142	13A = TN153
3A = TN143	14A = TN154
4F = TN144	15F = TN155
5A = TN145	16E = TN156
6A = TN146	
7F = TN147	
8F = TN148	
9A = TN149	
10A = TN150	
11F = TN151	

Approved By. Boonchai Suriyawong

FM-L15 117/15-05-63



Metrological Center

SCI ECO Services Company Limited

33/2 Moo 3, T.Banpa, A.Kaengkhoi, Saraburi 18110, Thailand.



Metrological Center

SCI ECO Services Company Limited

33/2 Moo 3, T.Banpa, A.Kaengkhoi, Saraburi 18110, Thailand.



Certificate No. T230116

Page 4 of 4

Certificate No. T230116

Page 2 of 4

Calibration Report

Equipment : Chamber (Cooling Room)
Date of Calibration : 25 January 2023
Environment : Temperature : 23.4-24.9 °C
Line Voltage : 221.4-230.2 V
Relative Humidity : 55 - 65 %RH

Condition of this results of calibration :

- This equipment was calibrated by insert 16 standard thermocouples type T into its chamber , the other one standard thermocouples type T use for ambient temperature measurement . The calibration was done in according to WI-T20 (based on ASTM E145-94 (Reapproved 2001) and AS2853-1986).
All data show below were final values and the initial data from customer request . The temperature scale used was based on ITS - 90 .
- Reference Standard Instrument :

Instrument	Model	Instrument No.	Certificate No.	Due Date
TC	TYPE T	TN141-TN150	T222123	5 October 2023
TC	TYPE T	TN151-TN160	T222123	5 October 2023
DATA LOGGER	34970A	T150	T222123	5 October 2023
- This certificate is traceable to :
National Institute of Metrology (Thailand) through Metrological Center (NSC-TISI-TIS 17025 CALIBRATION 0244)
- Condition of calibrated item : good
Equipment Description :
Time Constant 1 Hour
Fresh Air Damper ☐ Open ☐ Min ☐ Medium ☐ Max
☐ Close
☒ Not Available
- Adjustment :
(X) without adjustment () after adjustment

Approved By. Boonchai Suriyawong

FM-L15 117/15-05-63



Metrological Center

SCI ECO Services Company Limited

33/2 Moo 3, T.Banpa, A.Kaengkhoi, Saraburi 18110, Thailand.



Certificate No. T230116

Page 4 of 4

Calibration Report

Measurement Results

Calibration Point	Average Standard Reading at each position (°C)											
	TN141	TN142	TN143	TN144	TN145	TN146	TN147	TN148	TN149	TN150	TN151	TN152
3.0	3.03	3.16	3.15	3.19	3.45	3.47	3.21	3.35	3.54	3.45	3.24	3.34
	TN153	TN154	TN155	TN156								
	3.28	3.22	3.28	3.21								

Chamber (Cooling Room)			Temperature Distribution			
Setting (°C)	Reading (°C)		Stability (± °C)	Uniformity (°C)	Uncertainty (± °C)	Coverage Factor k
	Min	Max				
3.0	2.8	4.1	3.5	1.20	1.20	1.90

The calibration result apply only the above calibrated item.

The result of test was found accurate as shown on date and place of test only.

The reported expanded uncertainty is based on a standard uncertainty multiplied by a coverage factor k which for a t-distribution, providing a level of confidence of approximately 95 % .

Approved By. Boonchai Suriyawong

FM-L15 117/15-05-63



Certificate of System Qualification

GC-OQ + GCMS-OQ

System ID: GM-7
Organization Name: ALS Laboratory Group (Thailand) Co., Ltd.
Organization Location: 104 Pathanakarn 40, Pathanakarn Rd., Khwang Suan Luang, Khet Suan Luang, Bangkok.
Date: December 13, 2023 3:32:46 PM
EQP Name: AgilentRecommended, AgilentRecommended
EQP Revision: GC.02.50, GCMS.02.50
Overall Qualification Status: Pass

System Inspection and Basic Safety and Operation

Name: 7890
Setpoint Status: Pass

Overall System Inspection and Basic Safety and Operation Test Status
Pass

Inlet Pressure Accuracy

Name: 7890
Front SSL
Setpoint Status: Pass
Setpoint Actual
Inlet Pressure: 25.0 psi 25.0 psi
Accuracy: 0.0 psi
Agilent Recommended: <= 1.2

Overall Inlet Pressure Accuracy Test Status
Pass

GC Oven Temperature Accuracy

Name: 7890

Date: December 13, 2023 3:32:46 PM
System ID: GM-7

Overall Log Amp Test Status
Pass

RFPA

Tested Combination1 Front SSL / External SQ
Name: 5977A
Setpoint Status: Pass
Amu: 1050 m/z Drift After Five Minutes: 2 nV RFP Voltage: 504 mV
Agilent Recommended: >= -100 and <= 100 <= 1100

Overall RFPA Test Status
Pass

Tune EI

Tested Combination1 Front SSL / External SQ
Name: 5977A
Setpoint Status: Pass
Filament: 1
Setpoint Status: Pass
Filament: 2

Overall Tune EI Test Status
Pass

Signal to Noise EI

Tested Combination1 Front SSL / External SQ
Name: 5977A

Date: December 13, 2023 3:32:46 PM
System ID: GM-7

Setpoint Status: Pass
Zone: Oven
Setpoint/Actual
Temperature: 230.0 232.3 °C
Accuracy: 2.3 °C
Agilent Recommended: >= -1.0 % setpoint in K (-5.0 °C)
<= 1.0 % setpoint in K (5.0 °C)

Setpoint Status: Pass
Zone: Oven
Setpoint/Actual
Temperature: 100.0 100.7 °C
Accuracy: 0.7 °C
Agilent Recommended: >= -1.0 % setpoint in K (-3.7 °C)
<= 1.0 % setpoint in K (3.7 °C)

Overall GC Oven Temperature Accuracy Test Status
Pass

GC Oven Temperature Stability

Name: 7890
Setpoint Status: Pass
Setpoint/Average
Temperature: 100.0 100.4 °C
Stability: 0.0 °C
Agilent Recommended: <= 0.5

Overall GC Oven Temperature Stability Test Status
Pass

Log Amp

Tested Combination1 Front SSL / External SQ
Name: 5977A
Setpoint Status: Pass

Date: December 13, 2023 3:32:46 PM
System ID: GM-7

Source: EI - Extractor Filament: 1
Setpoint Status: Pass
Signal to Noise: 11318
Agilent Recommended: >= 1200
Source: EI - Extractor Filament: 2
Setpoint Status: Pass
Signal to Noise: 16588
Agilent Recommended: >= 1200

Overall Signal to Noise EI Test Status
Pass

NOTE: This test's 0 comment(s) and 6 deviation(s) are available in the Attachments section.

Date: December 13, 2023 3:32:46 PM
System ID: GM-7

Instrument Details

Purpose

This section describes the as found system configuration.

Details

System

System ID	GM-7
Manufacturer	Agilent Technologies
Name	7890

Tested Combination1

Injection Technique	Manual Injection
Inlet	Front
Detector	External
LTM Included?	No

Sampler 1

Manufacturer	Agilent Technologies
Type	Manual Injection
Usage	Sample Injection
Syringe Volume (µL)	10

Mainframe 1

Manufacturer	Agilent Technologies
Name	7890
Model Number	G3442B
Serial Number	CN14133181
Firmware Revision	8.02.03
Oven Type	Standard

Date: December 13, 2023 3:32:46 PM
System ID: GM-7

Page 5 / 16

Electronic Signature

Purpose

This signature page was created and published because the ACE sign-off action was executed, which is valid for the entire document, including attachments. The ACE sign-off is an electronic signature that requires two distinct identification components: unique username and personal password. The Agilent representative who has delivered this service understands the meaning and legal status of an electronic signature. As a trained official operator, the Agilent representative has a unique password and login to access ACE and electronically sign this document. (Other e-signatures can be applied to this document using a Document Content Management or other suitable method defined in your data access and control procedures.)

Details

Full Name of Signer:	Supasak Nimsongtham
Logged On User Name:	supasak.nimsongtham@agilent.com
Signature Creation Date:	December 13, 2023
Reason for Signature:	Executed protocol and published this original version of document

Regulatory Disclaimer

This document provides a protocol to verify and record instrument configuration and evidence of proper operation. It has been prepared from our interpretation of applicable regulations as well as industry best practices. The document is designed to provide an important component of a complete compliance package. Validation depends upon many factors and use of this protocol alone does not assure compliance. Agilent Technologies makes no promises or representations as to its sufficiency for any specific regulatory program.

Warranty

Agilent Technologies makes no warranty of any kind to this material, including but not limited to, the implied warranties or merchantability and fitness for a particular purpose. Agilent Technologies shall not be liable for errors contained herein or for incidental or consequential damages in connection with the furnishing, performance, or use of this material.

Date: December 13, 2023 3:32:46 PM
System ID: GM-7

Page 7 / 16

Inlet 1

Manufacturer	Agilent Technologies
Name	7890
Type	SSL
Location	Front
Carrier Gas	Helium
Control Type	Electronic Pressure Control (EPC)
Purged Inlet	Yes

Detector 1

Manufacturer	Agilent Technologies
Name	Mass Spectrometer
Type	Mass Spectrometer
Location	External

Mass Spectrometer 1

Manufacturer	Agilent Technologies
Type	SQ
Name	5977A
Serial Number	US1415M209
Firmware Revision	5977 6.00.21
High Vacuum System	Turbo Pump
Scouting Run Standard	OFN Std

MS EI Source 1

Manufacturer	Agilent Technologies
Source Type	EI - Extractor
Number of filaments	2

Date: December 13, 2023 3:32:46 PM
System ID: GM-7

Page 6 / 16

User Name: supasak.nimsongtham
Report Generated by Hostname: AS8KKW492
System ID: GM-7
Print Date: December 13, 2023 3:32:47 PM

GM-7-2023 Transaction Log:

Time	Transaction State	Activity Performed	Type of Transaction	Optional Information
December 13, 2023 10:22:24 AM	Audit	SessionCreated	Session	None
December 13, 2023 10:22:24 AM	Start	Configuration	Session	None
December 13, 2023 10:22:24 AM	Audit	Entitlement	Licensing	User is FieldEngineer and does not require an unlock code
December 13, 2023 10:23:53 AM	Audit	EcpLoaded	Session	EQP details for primary technique [GC] - File path: [Photosoft\sws\GC\Ms\Config\ms02.50\GC.02.50.eqp], EQP File Name: [GC.02.50.eqp], EQP Name: [AgilentRecommended], Photo soft Revision [GC.02.50] EQP details for hyphenated technique [GC/MS] - File path: [Photosoft\sws\GC/MS\Config\ms02.50\GC/MS.02.50.eqp], EQP File Name: [GC/MS.02.50.eqp], EQP Name: [AgilentRecommended]
December 13, 2023 10:23:56 AM	End	Configuration	Session	None
December 13, 2023 10:23:58 AM	Start	Qualification	Session	OQ
December 13, 2023 10:23:59 AM	Start	Execution	System Inspection and Basic Safety and Operation - 7890 - Qualitative Test - No setpoints associated	None

Page 1 / 2

Date: December 13, 2023 3:32:46 PM
System ID: GM-7

Page 8 / 16

User Name: supasak.nimsongtham
Report Generated by Hostname: ASBKXW492

System ID: GM-7
Print Date: December 13, 2023 3:32:47 PM

GM-7-2023 Transaction log :

Time	Transaction State	Activity Performed	Type of Transaction	Optional Information
December 13, 2023 10:24:10 AM	End	Execution	System Inspection and Basic Safety and Operation - 7890 - Qualitative Test - No setpoints associated	Run Count : 1
December 13, 2023 10:24:11 AM	Start	Execution	Inlet Pressure Accuracy - Front SSL - Pressure Controlled Inlet - S: 25.0 psi - L: <= 1.2 psi	None
December 13, 2023 10:24:15 AM	End	Execution	Inlet Pressure Accuracy - Front SSL - Pressure Controlled Inlet - S: 25.0 psi - L: <= 1.2 psi	Run Count : 1
December 13, 2023 10:24:17 AM	Start	Execution	GC Oven Temperature Accuracy - 7890 - Temperature : Oven - S: 230.0°C - L: >= -1.0 AND <= 1.0 % setpoint in K	None
December 13, 2023 10:32:09 AM	Audit	Data	GC Oven Temperature Accuracy - 7890 - Temperature : Oven - S: 230.0°C - L: >= -1.0 AND <= 1.0 % setpoint in K	Manual Data Entry
December 13, 2023 10:32:11 AM	End	Execution	GC Oven Temperature Accuracy - 7890 - Temperature : Oven - S: 230.0°C - L: >= -1.0 AND <= 1.0 % setpoint in K	Run Count : 1
December 13, 2023 10:32:12 AM	Start	Execution	GC Oven Temperature Accuracy - 7890 - Temperature : Oven - S: 100.0°C - L: >= -1.0 AND <= 1.0 % setpoint in K	None
December 13, 2023 10:34:58 AM	Audit	Data	GC Oven Temperature Accuracy - 7890 - Temperature : Oven - S: 100.0°C - L: >= -1.0 AND <= 1.0 % setpoint in K	Manual Data Entry
December 13, 2023 10:34:59 AM	End	Execution	GC Oven Temperature Accuracy - 7890 - Temperature : Oven - S: 100.0°C - L: >= -1.0 AND <= 1.0 % setpoint in K	Run Count : 1

Page 2 / 9

Date: December 13, 2023 3:32:46 PM
System ID: GM-7

Page 9 / 16

User Name: supasak.nimsongtham
Report Generated by Hostname: ASBKXW492

System ID: GM-7
Print Date: December 13, 2023 3:32:47 PM

GM-7-2023 Transaction log :

Time	Transaction State	Activity Performed	Type of Transaction	Optional Information
December 13, 2023 11:32:38 AM	Start	Execution	Tune EI - 5977A SQ - Source: None EI - Extractor Filament 2 (Qualitative - No setpoints associated)	None
December 13, 2023 11:33:06 AM	Start	Execution	Signal to Noise EI - Liquid Injection, Front SSL, SQ - Source: EI - Extractor using Filament 1 - L: >= 1200	None
December 13, 2023 11:49:38 AM	Start	Execution	Tune EI - 5977A SQ - Source: None EI - Extractor Filament 2 (Qualitative - No setpoints associated)	None
December 13, 2023 11:49:42 AM	End	Execution	Tune EI - 5977A SQ - Source: None EI - Extractor Filament 2 (Qualitative - No setpoints associated)	Run Count : 1
December 13, 2023 11:49:43 AM	Start	Execution	Signal to Noise EI - Liquid Injection, Front SSL, SQ - Source: EI - Extractor using Filament 1 - L: >= 1200	None
December 13, 2023 11:49:48 AM	Audit	AcqClosed	Session	None
December 13, 2023 12:36:39 PM	Audit	AcqRestarted	Session	None
December 13, 2023 12:36:40 PM	Audit	SessionReloaded	Session	None
December 13, 2023 12:36:42 PM	Start	Qualification	Session	OQ
December 13, 2023 12:36:42 PM	Start	Execution	Signal to Noise EI - Liquid Injection, Front SSL, SQ - Source: EI - Extractor using Filament 1 - L: >= 1200	None

Page 4 / 9

Date: December 13, 2023 3:32:46 PM
System ID: GM-7

Page 1 / 16

User Name: supasak.nimsongtham
Report Generated by Hostname: ASBKXW492

System ID: GM-7
Print Date: December 13, 2023 3:32:47 PM

GM-7-2023 Transaction log :

Time	Transaction State	Activity Performed	Type of Transaction	Optional Information
December 13, 2023 10:35:00 AM	Start	Execution	GC Oven Temperature Stability - 7890 - Temperature : Oven - S: 100.0°C - L: <= 0.5°C	None
December 13, 2023 10:35:27 AM	Start	Execution	Signal to Noise EI - Liquid Injection, Front SSL, SQ - Source: EI - Extractor using Filament 1 - L: >= 1200	None
December 13, 2023 10:36:39 AM	Start	Execution	GC Oven Temperature Stability - 7890 - Temperature : Oven - S: 100.0°C - L: <= 0.5°C	None
December 13, 2023 10:55:10 AM	Audit	Data	GC Oven Temperature Stability - 7890 - Temperature : Oven - S: 100.0°C - L: <= 0.5°C	Manual Data Entry
December 13, 2023 10:55:12 AM	End	Execution	GC Oven Temperature Stability - 7890 - Temperature : Oven - S: 100.0°C - L: <= 0.5°C	Run Count : 1
December 13, 2023 10:55:13 AM	Start	Execution	Log Amp - 5977A SQ - Source: None EI - Extractor	None
December 13, 2023 10:56:42 AM	End	Execution	Log Amp - 5977A SQ - Source: None EI - Extractor	Run Count : 1
December 13, 2023 10:56:43 AM	Start	Execution	RPPA - 5977A SQ - Source: EI - Extractor	None
December 13, 2023 11:04:44 AM	End	Execution	RPPA - 5977A SQ - Source: EI - Extractor	Run Count : 1
December 13, 2023 11:04:45 AM	Start	Execution	Tune EI - 5977A SQ - Source: None EI - Extractor Filament 1 (Qualitative - No setpoints associated)	None
December 13, 2023 11:32:36 AM	End	Execution	Tune EI - 5977A SQ - Source: None EI - Extractor Filament 1 (Qualitative - No setpoints associated)	Run Count : 1

Page 3 / 9

Date: December 13, 2023 3:32:46 PM
System ID: GM-7

Page 10 / 16

User Name: supasak.nimsongtham
Report Generated by Hostname: ASBKXW492

System ID: GM-7
Print Date: December 13, 2023 3:32:47 PM

GM-7-2023 Transaction log :

Time	Transaction State	Activity Performed	Type of Transaction	Optional Information
December 13, 2023 12:37:33 PM	Audit	Data	Signal to Noise EI - Liquid Injection, Front SSL, SQ - Source: EI - Extractor using Filament 1 - L: >= 1200	Data files Path : D:\MassHunter\GCMS1\data\VOQ2023\22H_F1.D
December 13, 2023 12:38:18 PM	End	Execution	Signal to Noise EI - Liquid Injection, Front SSL, SQ - Source: EI - Extractor using Filament 1 - L: >= 1200	Run Count : 1
December 13, 2023 12:39:51 PM	Audit	TestUnlocked	Signal to Noise EI - Liquid Injection, Front SSL, SQ - Source: EI - Extractor using Filament 1 - L: >= 1200	Deviation filed for Run Count : 1
December 13, 2023 12:39:51 PM	Start	Execution	Signal to Noise EI - Liquid Injection, Front SSL, SQ - Source: EI - Extractor using Filament 1 - L: >= 1200	None
December 13, 2023 12:40:15 PM	Audit	Data	Signal to Noise EI - Liquid Injection, Front SSL, SQ - Source: EI - Extractor using Filament 1 - L: >= 1200	Data files Path : D:\MassHunter\GCMS1\data\VOQ2023\22H_F1.D
December 13, 2023 12:42:00 PM	End	Execution	Signal to Noise EI - Liquid Injection, Front SSL, SQ - Source: EI - Extractor using Filament 1 - L: >= 1200	Run Count : 2
December 13, 2023 12:42:06 PM	Start	Execution	Signal to Noise EI - Liquid Injection, Front SSL, SQ - Source: EI - Extractor using Filament 2 - L: >= 1200	None
December 13, 2023 12:42:47 PM	Audit	Data	Signal to Noise EI - Liquid Injection, Front SSL, SQ - Source: EI - Extractor using Filament 2 - L: >= 1200	Data files Path : D:\MassHunter\GCMS1\data\VOQ2023\22H_F2.D

Page 5 / 9

Date: December 13, 2023 3:32:46 PM
System ID: GM-7

Page 12 / 13

User Name: supasak.nimsongtham
Report Generated by Hostname: ASBKXW492
System ID: GM-7
Print Date: December 13, 2023 3:32:47 PM

GM-7-2023 Transaction log :

Time	Transaction State	Activity Performed	Type of Transaction	Optional Information
December 13, 2023 12:43:54 PM	End	Execution	Signal to Noise EI - Liquid Injection, Front SSL, SQ - Source: EI - Extractor using Filament 2 - L: >= 1200	Run Count : 1
December 13, 2023 1:54:41 PM	Audit	TestUnlocked	Signal to Noise EI - Liquid Injection, Front SSL, SQ - Source: EI - Extractor using Filament 1 - L: >= 1200	Deviation filed for Run Count : 2
December 13, 2023 1:54:41 PM	Start	Execution	Signal to Noise EI - Liquid Injection, Front SSL, SQ - Source: EI - Extractor using Filament 1 - L: >= 1200	None
December 13, 2023 1:54:50 PM	Audit	Data	Signal to Noise EI - Liquid Injection, Front SSL, SQ - Source: EI - Extractor using Filament 1 - L: >= 1200	Data files Path : D:\MassHunter\GCMS1\data\VOQ2023\SN_F1.D
December 13, 2023 1:55:22 PM	End	Execution	Signal to Noise EI - Liquid Injection, Front SSL, SQ - Source: EI - Extractor using Filament 1 - L: >= 1200	Run Count : 3
December 13, 2023 1:56:50 PM	Audit	TestUnlocked	Signal to Noise EI - Liquid Injection, Front SSL, SQ - Source: EI - Extractor using Filament 1 - L: >= 1200	Deviation filed for Run Count : 3
December 13, 2023 1:56:50 PM	Start	Execution	Signal to Noise EI - Liquid Injection, Front SSL, SQ - Source: EI - Extractor using Filament 1 - L: >= 1200	None
December 13, 2023 2:14:32 PM	Audit	Data	Signal to Noise EI - Liquid Injection, Front SSL, SQ - Source: EI - Extractor using Filament 1 - L: >= 1200	Data files Path : D:\MassHunter\GCMS1\data\VOQ2023\SN_F1.D

Page 6 / 9

Date: December 13, 2023 3:32:46 PM
System ID: GM-7

Page 13 / 16

User Name: supasak.nimsongtham
Report Generated by Hostname: ASBKXW492
System ID: GM-7
Print Date: December 13, 2023 3:32:47 PM

GM-7-2023 Transaction log :

Time	Transaction State	Activity Performed	Type of Transaction	Optional Information
December 13, 2023 2:27:42 PM	End	Execution	Signal to Noise EI - Liquid Injection, Front SSL, SQ - Source: EI - Extractor using Filament 2 - L: >= 1200	Run Count : 3
December 13, 2023 2:29:14 PM	Audit	TestUnlocked	Signal to Noise EI - Liquid Injection, Front SSL, SQ - Source: EI - Extractor using Filament 2 - L: >= 1200	Deviation filed for Run Count : 3
December 13, 2023 2:29:14 PM	Start	Execution	Signal to Noise EI - Liquid Injection, Front SSL, SQ - Source: EI - Extractor using Filament 2 - L: >= 1200	None
December 13, 2023 2:34:02 PM	Start	Execution	Signal to Noise EI - Liquid Injection, Front SSL, SQ - Source: EI - Extractor using Filament 2 - L: >= 1200	None
December 13, 2023 2:41:26 PM	Start	Execution	Signal to Noise EI - Liquid Injection, Front SSL, SQ - Source: EI - Extractor using Filament 2 - L: >= 1200	None
December 13, 2023 2:42:42 PM	Audit	Data	Signal to Noise EI - Liquid Injection, Front SSL, SQ - Source: EI - Extractor using Filament 2 - L: >= 1200	Data files Path : D:\MassHunter\GCMS1\data\VOQ2023\SN_F3_001.D
December 13, 2023 2:44:32 PM	End	Execution	Signal to Noise EI - Liquid Injection, Front SSL, SQ - Source: EI - Extractor using Filament 2 - L: >= 1200	Run Count : 4
December 13, 2023 2:44:56 PM	End	Qualification	Session	OQ
December 13, 2023 2:44:56 PM	Start	Reporting	Session	None

Page 7 / 9

Date: December 13, 2023 3:32:46 PM
System ID: GM-7

Page 15 / 16

User Name: supasak.nimsongtham
Report Generated by Hostname: ASBKXW492
System ID: GM-7
Print Date: December 13, 2023 3:32:47 PM

GM-7-2023 Transaction log :

Time	Transaction State	Activity Performed	Type of Transaction	Optional Information
December 13, 2023 2:15:03 PM	End	Execution	Signal to Noise EI - Liquid Injection, Front SSL, SQ - Source: EI - Extractor using Filament 1 - L: >= 1200	Run Count : 4
December 13, 2023 2:25:07 PM	Audit	TestUnlocked	Signal to Noise EI - Liquid Injection, Front SSL, SQ - Source: EI - Extractor using Filament 2 - L: >= 1200	Deviation filed for Run Count : 1
December 13, 2023 2:25:07 PM	Start	Execution	Signal to Noise EI - Liquid Injection, Front SSL, SQ - Source: EI - Extractor using Filament 2 - L: >= 1200	None
December 13, 2023 2:25:20 PM	Audit	Data	Signal to Noise EI - Liquid Injection, Front SSL, SQ - Source: EI - Extractor using Filament 2 - L: >= 1200	Data files Path : D:\MassHunter\GCMS1\data\VOQ2023\SN_F2.D
December 13, 2023 2:25:41 PM	End	Execution	Signal to Noise EI - Liquid Injection, Front SSL, SQ - Source: EI - Extractor using Filament 2 - L: >= 1200	Run Count : 2
December 13, 2023 2:26:51 PM	Audit	TestUnlocked	Signal to Noise EI - Liquid Injection, Front SSL, SQ - Source: EI - Extractor using Filament 2 - L: >= 1200	Deviation filed for Run Count : 2
December 13, 2023 2:26:51 PM	Start	Execution	Signal to Noise EI - Liquid Injection, Front SSL, SQ - Source: EI - Extractor using Filament 2 - L: >= 1200	None
December 13, 2023 2:27:01 PM	Audit	Data	Signal to Noise EI - Liquid Injection, Front SSL, SQ - Source: EI - Extractor using Filament 2 - L: >= 1200	Data files Path : D:\MassHunter\GCMS1\data\VOQ2023\SN_F2.D

Page 8 / 9

Date: December 13, 2023 3:32:46 PM
System ID: GM-7

Page 14 / 16

User Name: supasak.nimsongtham
Report Generated by Hostname: ASBKXW492
System ID: GM-7
Print Date: December 13, 2023 3:32:47 PM

GM-7-2023 Transaction log :

Time	Transaction State	Activity Performed	Type of Transaction	Optional Information
December 13, 2023 3:01:22 PM	Audit	AcqClosed	Session	None
December 13, 2023 3:28:10 PM	Audit	AcqRestarted	Session	None
December 13, 2023 3:29:10 PM	Audit	SessionRetracted	Session	None
December 13, 2023 3:29:13 PM	Start	Qualification	Session	OQ
December 13, 2023 3:31:33 PM	Audit	Reporting	Session	Report Generated : Certificate
December 13, 2023 3:32:15 PM	Audit	Reporting	Session	Report Generated : Report

Page 9 / 9

Date: December 13, 2023 3:32:46 PM
System ID: GM-7

Page 16 / 16

Certificate of System Qualification
GC-0Q

System ID: GC-6
Organization Name: ALS Laboratory Group (Thailand) Co., Ltd.
Organization Location: 104 Phatnanakan 40, Phatnanakan Rd., Suan Luang, Bangkok 10250

Date: April 21, 2023 9:43:59 AM
EQP Name: Agilent Recommended
EQP Revision: GC-02.52
Overall Qualification Status: Pass

CDS Logon Verification - GC

Logon: Sunee Mongkolvorakijchai

Overall CDS Logon Verification - GC Test Status

Pass

System Inspection and Basic Safety and Operation

Name: 7890

Setpoint Status: Pass

Overall System Inspection and Basic Safety and Operation Test Status

Pass

Inlet Pressure Decay

Name: 7890

Front SSL

Setpoint Status:

Pressure: 25.0 psi

Pressure Change: 0.4 psi / 5 minutes

Agilent Recommended: ≥ -2.0 and ≤ 0.5

Date: April 21, 2023 9:43:59 AM
System ID: GC-5

Page 1 / 14

Setpoint Status:

Flow Type: Makeup

Setpoint: 25.0 mL/min Measured Flow: 24.2 mL/min

Accuracy: 0.8 mL/min

Agilent Recommended: ≤ 10.0 % setpoint (2.5 mL/min)

Limit is percentage of setpoint or 0.5 mL/minute, whichever is largest.

Overall Detector Flow Accuracy Test Status

Pass

GC Oven Temperature Accuracy

Name: 7890

Setpoint Status:

Zone: Oven

Setpoint/Actual: 230.0 230.9 °C

Accuracy: 0.9 °C

Agilent Recommended: ≥ -1.0 % setpoint in K (-5.0 °C)

≤ 1.0 % setpoint in K (5.0 °C)

Setpoint Status:

Zone: Oven

Setpoint/Actual: 100.0 100.1 °C

Accuracy: 0.1 °C

Agilent Recommended: ≥ -1.0 % setpoint in K (-3.7 °C)

≤ 1.0 % setpoint in K (3.7 °C)

Overall GC Oven Temperature Accuracy Test Status

Pass

GC Oven Temperature Stability

Name: 7890

Date: April 21, 2023 9:43:59 AM
System ID: GC-5

Page 3 / 14

Overall Inlet Pressure Decay Test Status

Pass

Inlet Pressure Accuracy

Name: 7890

Front SSL

Setpoint Status:

Setpoint: 25.0 psi

Actual: 25.1 psi

Accuracy: 0.1 psi

Agilent Recommended: ≤ 1.2

Overall Inlet Pressure Accuracy Test Status

Pass

Detector Flow Accuracy

Name: 7890

Front FID

Setpoint Status:

Flow Type: Fuel

Setpoint: 30.0 mL/min Measured Flow: 30.5 mL/min

Accuracy: 0.5 mL/min

Agilent Recommended: ≤ 10.0 % setpoint (3.0 mL/min)

Limit is percentage of setpoint or 0.5 mL/minute, whichever is largest.

Setpoint Status:

Flow Type: Oxidizer

Setpoint: 400.0 mL/min Measured Flow: 390.6 mL/min

Accuracy: 9.4 mL/min

Agilent Recommended: ≤ 10.0 % setpoint (40.0 mL/min)

Limit is percentage of setpoint or 0.5 mL/minute, whichever is largest.

Date: April 21, 2023 9:43:59 AM
System ID: GC-5

Page 2 / 14

Setpoint Status:

Temperature: 100.0 100.2167 °C

Stability: 0.1 °C

Agilent Recommended: ≤ 0.5

Overall GC Oven Temperature Stability Test Status

Pass

Scouting Run

Tested Combination1 Front SSL / Front FID

Injection Tower

Name: 7663B

Setpoint Status:

Injection Volume on Column: 1.0 µL

Overall Scouting Run Status

Completed

Noise and Drift

Tested Combination1 Front SSL / Front FID

Name: 7890

Setpoint Status:

Base Signal: 18.54 pA

ASTM Noise: 0.05 pA

Drift: 0.10 pA/hr

Agilent Recommended: ≤ 0.10 pA

Status: Pass

Overall Noise and Drift Test Status

Pass

Date: April 21, 2023 9:43:59 AM
System ID: GC-5

Page 4 / 14

Injection Precision

Tested Combination1	Front	SSL	/ Front	FID
Name:	7683B			
Setpoint Status:	Pass			
Injection Volume on Column:	1.0 µL			
Area RSD:	0.56 %		Retention Time RSD:	0.24 %
Agilent Recommended:	<= 3.00		<=	1.00

Overall Injection Precision Test Status

Pass

Signal to Noise

Tested Combination1	Front	SSL	/ Front	FID
	Injection Tower			
Name:	7890			
Setpoint Status:	Pass			
Signal to Noise:	765722			
Agilent Recommended:	>= 300000			

Overall Signal to Noise Test Status

Pass

Date: April 21, 2023 9:43:59 AM
System ID: GC-5

Page 5 / 14

Mainframe 1

Manufacturer	Agilent Technologies
Name	7890
Model Number	G3440A
Serial Number	US10813027
Firmware Revision	A.01.12.1
Component ID/Asset No.	GC-5
Oven Type	Standard

Inlet 1

Manufacturer	Agilent Technologies
Name	7890
Type	SSL
Location	Front
Carrier Gas	Helium
Control Type	Electronic Pressure Control (EPC)
Purged Inlet	Yes

Detector 1

Manufacturer	Agilent Technologies
Name	7890
Type	FID
Adapter	Capillary
Control Type	Electronic Pressure Control (EPC)
Location	Front
Makeup Gas	Nitrogen

Date: April 21, 2023 9:43:59 AM
System ID: GC-5

Page 7 / 14

Instrument Details

Purpose

This section describes the as found system configuration.

Details

System

System ID	GC-5
Manufacturer	Agilent Technologies
Name	7890
Flow Data Input	Manual Data
Temperature Data Input	Manual Data or Other Data Logging

Tested Combination1

Injection Technique	Injection Tower
Inlet	Front
Detector	Front
I.TM Included?	No

Sampler 1

Manufacturer	Agilent Technologies
Type	Injection Tower
Name	7683B
Model Number	G2913A
Serial Number	CN00259643
Firmware Revision	A.11.03
Usage	Sample Injection
Location	Front
Syringe Volume (µL)	10

Sampler 2

Manufacturer	Agilent Technologies
Type	Tray
Name	7683A
Model Number	G2614A
Serial Number	CN81347892
Firmware Revision	A.02.01

Date: April 21, 2023 9:43:59 AM
System ID: GC-5

Page 6 / 14

Electronic Signature

Purpose

This signature page was created and published because the ACE sign-off action was executed, which is valid for the entire document, including attachments. The ACE sign-off is an electronic signature that requires two distinct identification components: unique username and personal password. The Agilent representative who has delivered this service understands the meaning and legal status of an electronic signature. As a trained official operator, the Agilent representative has a unique password and login to access ACE and electronically sign this document. (Other e-signatures can be applied to this document using a Document Content Management or other suitable method defined in your data access and control procedures.)

Details

Full Name of Signer:	Sunee Mongkolvorakijchai
Logged On User Name:	sunee.mongkolvorakijchai@agilent.com
Signature Creation Date:	April 21, 2023
Reason for Signature:	Executed protocol and published this original version of document

Regulatory Disclaimer

This document provides a protocol to verify and record instrument configuration and evidence of proper operation. It has been prepared from our interpretation of applicable regulations as well as industry best practices. The document is designed to provide an important component of a complete compliance package. Validation depends upon many factors and use of this protocol alone does not assure compliance. Agilent Technologies makes no promises or representations as to its sufficiency for any specific regulatory program.

Warranty

Agilent Technologies makes no warranty of any kind to this material, including but not limited to, the implied warranties or merchantability and fitness for a particular purpose. Agilent Technologies shall not be liable for errors contained herein or for incidental or consequential damages in connection with the furnishing, performance, or use of this material.

Date: April 21, 2023 9:43:59 AM
System ID: GC-5

Page 8 / 14

User Name: sunee.mongkhovarakijchai
Hostname: SCG641917D
System ID: GC-5
Print Date: April 21, 2023 9:44:03 AM

606675759_OQDCS_ALS Transaction log :

Time	Transaction State	Activity Performed	Type of Transaction	Optional Information
April 20, 2023 12:42:57 PM	Audit	SessionCreated	Session	None
April 20, 2023 12:42:57 PM	Start	Configuration	Session	None
April 20, 2023 12:42:57 PM	Audit	Enfilement	Licensing	User is Field/Engineer and does not require an unlock code
April 20, 2023 12:47:02 PM	Audit	ExpLoaded	Session	EOP details for primary technique [5d] - File path: [ProtocolPacks/OutConfigurations/02.52/GC.02.52.nsp], EOP File Name: [GC.02.52.nsp], EOP Name: [AgilentRecommendedProto col Revision [GC.02.52]
April 20, 2023 12:49:29 PM	End	Configuration	Session	None
April 20, 2023 12:49:31 PM	Start	Qualification	Session	OQ
April 20, 2023 12:49:31 PM	Start	Execution	CD5 Logon Verification - GC : - Qualitative test	None
April 20, 2023 3:06:36 PM	Audit	AccClosed	Session	None
April 21, 2023 8:42:16 AM	Audit	AccRestarted	Session	None
April 21, 2023 8:50:30 AM	Audit	SessionReloaded	Session	None
April 21, 2023 8:50:31 AM	Start	Qualification	Session	OQ
April 21, 2023 8:50:31 AM	Start	Execution	CD5 Logon Verification - GC : - Qualitative test	None
April 21, 2023 8:51:37 AM	End	Execution	CD5 Logon Verification - GC : - Qualitative test	Run Count : 1
April 21, 2023 8:51:39 AM	Start	Execution	System Inspection and Basic Safety and Operation - 7890 : - Qualitative Test - No setpoints associated	None

Page 1 / 6

Date: April 21, 2023 9:43:59 AM
System ID: GC-5

Page 9 / 14

User Name: sunee.mongkhovarakijchai
Hostname: SCG641917D
System ID: GC-5
Print Date: April 21, 2023 9:44:03 AM

606675759_OQDCS_ALS Transaction log :

Time	Transaction State	Activity Performed	Type of Transaction	Optional Information
April 21, 2023 8:54:22 AM	Start	Execution	Detector Flow Accuracy - Front FID : - Type : Oxidizer - S: 400.0 mL/min - L: <= 10.0% setpoint	None
April 21, 2023 8:54:49 AM	Audit	Data	Detector Flow Accuracy - Front FID : - Type : Oxidizer - S: 400.0 mL/min - L: <= 10.0% setpoint	Manual Data Entry
April 21, 2023 8:54:51 AM	End	Execution	Detector Flow Accuracy - Front FID : - Type : Oxidizer - S: 400.0 mL/min - L: <= 10.0% setpoint	Run Count : 1
April 21, 2023 8:54:54 AM	Start	Execution	Detector Flow Accuracy - Front FID : - Type : Makeup - S: 25.0 mL/min - L: <= 10.0% setpoint	None
April 21, 2023 8:55:21 AM	Audit	Data	Detector Flow Accuracy - Front FID : - Type : Makeup - S: 25.0 mL/min - L: <= 10.0% setpoint	Manual Data Entry
April 21, 2023 8:55:23 AM	End	Execution	Detector Flow Accuracy - Front FID : - Type : Makeup - S: 25.0 mL/min - L: <= 10.0% setpoint	Run Count : 1
April 21, 2023 8:55:25 AM	Start	Execution	GC Oven Temperature Accuracy - 7890 : - Temperature : Oven - S: 230.0°C - L: >= -1.0 AND <= 1.0 % setpoint in K	None
April 21, 2023 8:57:54 AM	Audit	Data	GC Oven Temperature Accuracy - 7890 : - Temperature : Oven - S: 230.0°C - L: >= -1.0 AND <= 1.0 % setpoint in K	Manual Data Entry
April 21, 2023 8:57:57 AM	End	Execution	GC Oven Temperature Accuracy - 7890 : - Temperature : Oven - S: 230.0°C - L: >= -1.0 AND <= 1.0 % setpoint in K	Run Count : 1

Page 3 / 6

Date: April 21, 2023 9:43:59 AM
System ID: GC-5

Page 11 / 14

User Name: sunee.mongkhovarakijchai
Hostname: SCG641917D
System ID: GC-5
Print Date: April 21, 2023 9:44:03 AM

606675759_OQDCS_ALS Transaction log :

Time	Transaction State	Activity Performed	Type of Transaction	Optional Information
April 21, 2023 8:52:12 AM	End	Execution	System Inspection and Basic Safety and Operation - 7890 : - Qualitative Test - No setpoints associated	Run Count : 1
April 21, 2023 8:52:14 AM	Start	Execution	Inlet Pressure Decay - Front SSL : - Pressure Controlled Inlet - S: 25.0 psi - L: >= -2.0 psi and <= 0.5 psi	None
April 21, 2023 8:53:27 AM	Start	Execution	Inlet Pressure Decay - Front SSL : - Pressure Controlled Inlet - S: 25.0 psi - L: >= -2.0 psi and <= 0.5 psi	None
April 21, 2023 8:53:42 AM	End	Execution	Inlet Pressure Decay - Front SSL : - Pressure Controlled Inlet - S: 25.0 psi - L: >= -2.0 psi and <= 0.5 psi	Run Count : 1
April 21, 2023 8:53:44 AM	Start	Execution	Inlet Pressure Accuracy - Front SSL : - Pressure Controlled Inlet - S: 25.0 psi - L: <= 1.2 psi	None
April 21, 2023 8:53:54 AM	End	Execution	Inlet Pressure Accuracy - Front SSL : - Pressure Controlled Inlet - S: 25.0 psi - L: <= 1.2 psi	Run Count : 1
April 21, 2023 8:53:56 AM	Start	Execution	Detector Flow Accuracy - Front FID : - Type : Fuel - S: 30.0 mL/min - L: <= 10.0% setpoint	None
April 21, 2023 8:54:15 AM	Audit	Data	Detector Flow Accuracy - Front FID : - Type : Fuel - S: 30.0 mL/min - L: <= 10.0% setpoint	Manual Data Entry
April 21, 2023 8:54:19 AM	End	Execution	Detector Flow Accuracy - Front FID : - Type : Fuel - S: 30.0 mL/min - L: <= 10.0% setpoint	Run Count : 1

Page 2 / 6

Date: April 21, 2023 9:43:59 AM
System ID: GC-5

Page 10 / 14

User Name: sunee.mongkhovarakijchai
Hostname: SCG641917D
System ID: GC-5
Print Date: April 21, 2023 9:44:03 AM

606675759_OQDCS_ALS Transaction log :

Time	Transaction State	Activity Performed	Type of Transaction	Optional Information
April 21, 2023 8:58:00 AM	Start	Execution	GC Oven Temperature Accuracy - 7890 : - Temperature : Oven - S: 100.0°C - L: >= -1.0 AND <= 1.0 % setpoint in K	None
April 21, 2023 8:58:41 AM	Audit	Data	GC Oven Temperature Accuracy - 7890 : - Temperature : Oven - S: 100.0°C - L: >= -1.0 AND <= 1.0 % setpoint in K	Manual Data Entry
April 21, 2023 8:58:43 AM	End	Execution	GC Oven Temperature Accuracy - 7890 : - Temperature : Oven - S: 100.0°C - L: >= -1.0 AND <= 1.0 % setpoint in K	Run Count : 1
April 21, 2023 8:58:47 AM	Start	Execution	GC Oven Temperature Stability - 7890 : - Temperature : Oven - S: 100.0°C - L: <= 0.5°C	None
April 21, 2023 9:00:20 AM	Audit	Data	GC Oven Temperature Stability - 7890 : - Temperature : Oven - S: 100.0°C - L: <= 0.5°C	Manual Data Entry
April 21, 2023 9:00:25 AM	End	Execution	GC Oven Temperature Stability - 7890 : - Temperature : Oven - S: 100.0°C - L: <= 0.5°C	Run Count : 1
April 21, 2023 9:00:28 AM	Start	Execution	GC Scouting Run - Injection Tower, Front SSL, Front FID : - Part of System Preparation - No Inits associated	None
April 21, 2023 9:01:10 AM	Audit	Data	GC Scouting Run - Injection Tower, Front SSL, Front FID : - Part of System Preparation - No Inits associated	Data File Path : E:\OQ2023-2023-04-20 15-44-25\SCOUTING.D\FID1 Inits associated
April 21, 2023 9:01:51 AM	End	Execution	GC Scouting Run - Injection Tower, Front SSL, Front FID : - Part of System Preparation - No Inits associated	Run Count : 1

Page 4 / 6

Date: April 21, 2023 9:43:59 AM
System ID: GC-5

Page 12 / 14

User Name: sunee.mongkolvorakijchal
Hostname: SCG841817D

System ID: GC-5
Print Date: April 21, 2023 9:44:03 AM

6006075750_OQGC5_ALS Transaction log :

Time	Transaction State	Activity Performed	Type of Transaction	Optional Information
April 21, 2023 9:01:55 AM	Start	Execution	Noise and Drift - Front FID -> Detector FID - L (Noise) <= 0.10 pA - L (Drift) <= 2.50 pA/hour	None
April 21, 2023 9:02:21 AM	Audit	Data	Noise and Drift - Front FID -> Detector FID - L (Noise) <= 0.10 pA - L (Drift) <= 2.50 pA/hour	Data files Path : E:\OQ2023 2023-04-20 15-44-29\INJPREC05.D\FID1 ID1A.ch
April 21, 2023 9:02:36 AM	End	Execution	Noise and Drift - Front FID -> Detector FID - L (Noise) <= 0.10 pA - L (Drift) <= 2.50 pA/hour	Run Count : 1
April 21, 2023 9:02:40 AM	Start	Execution	Injection Precision - Injection Tower, Front SSL, Front FID -> GC - L (Area) <= 3.00% - L (Ret. Time) <= 1.00%	None
April 21, 2023 9:03:21 AM	Audit	Data	Injection Precision - Injection Tower, Front SSL, Front FID -> GC - L (Area) <= 3.00% - L (Ret. Time) <= 1.00%	Data files Path : E:\OQ2023 2023-04-20 15-44-29\INJPREC05.D\FID1 A.ch
April 21, 2023 9:03:21 AM	Audit	Data	Injection Precision - Injection Tower, Front SSL, Front FID -> GC - L (Area) <= 3.00% - L (Ret. Time) <= 1.00%	Data files Path : E:\OQ2023 2023-04-20 15-44-29\INJPREC05.D\FID1 A.ch
April 21, 2023 9:03:21 AM	Audit	Data	Injection Precision - Injection Tower, Front SSL, Front FID -> GC - L (Area) <= 3.00% - L (Ret. Time) <= 1.00%	Data files Path : E:\OQ2023 2023-04-20 15-44-29\INJPREC05.D\FID1 A.ch
April 21, 2023 9:03:21 AM	Audit	Data	Injection Precision - Injection Tower, Front SSL, Front FID -> GC - L (Area) <= 3.00% - L (Ret. Time) <= 1.00%	Data files Path : E:\OQ2023 2023-04-20 15-44-29\INJPREC05.D\FID1 A.ch

Page 5 / 6

Date: April 21, 2023 9:43:59 AM
System ID: GC-5

Page 13 / 14

User Name: sunee.mongkolvorakijchal
Hostname: SCG841817D

System ID: GC-5
Print Date: April 21, 2023 9:44:03 AM

6006075750_OQGC5_ALS Transaction log :

Time	Transaction State	Activity Performed	Type of Transaction	Optional Information
April 21, 2023 9:03:21 AM	Audit	Data	Injection Precision - Injection Tower, Front SSL, Front FID -> GC - L (Area) <= 3.00% - L (Ret. Time) <= 1.00%	Data files Path : E:\OQ2023 2023-04-20 15-44-29\INJPREC06.D\FID1 A.ch
April 21, 2023 9:03:21 AM	Audit	Data	Injection Precision - Injection Tower, Front SSL, Front FID -> GC - L (Area) <= 3.00% - L (Ret. Time) <= 1.00%	Data files Path : E:\OQ2023 2023-04-20 15-44-29\INJPREC07.D\FID1 A.ch
April 21, 2023 9:04:01 AM	End	Execution	Injection Precision - Injection Tower, Front SSL, Front FID -> GC - L (Area) <= 3.00% - L (Ret. Time) <= 1.00%	Run Count : 1
April 21, 2023 9:04:05 AM	Start	Execution	Signal to Noise - Injection Tower, Front SSL, Front FID -> Detector FID - L: >= 300000	None
April 21, 2023 9:04:24 AM	Audit	Data	Signal to Noise - Injection Tower, Front SSL, Front FID -> Detector FID - L: >= 300000	Data files Path : E:\OQ2023 2023-04-20 15-44-29\ISTON.D\FID1A.ch
April 21, 2023 9:04:38 AM	End	Execution	Signal to Noise - Injection Tower, Front SSL, Front FID -> Detector FID - L: >= 300000	Run Count : 1
April 21, 2023 9:05:27 AM	End	Qualification	Session	OQ
April 21, 2023 9:05:27 AM	Start	Reporting	Session	None
April 21, 2023 9:42:46 AM	Audit	Reporting	Session	Report Generated : Certificate

Page 6 / 6

Date: April 21, 2023 9:43:59 AM
System ID: GC-5

Page 14 / 14